



## PRESS-RELEASE

19 MAY 2021

### AUTOMOBILE MARKET OF RUSSIA IN APRIL AND JANUARY-APRIL 2021

In April 2021, sales of new MOTOR VEHICLES in Russia, based on registration data, grew by 201.4% year-on-year to 193 772 vehicles. In January-April 2021, the total sales were 584 815 vehicles\*, up 22.1% year-on-year, of which:

- Passenger cars – 168 122 units in April 2021, up 215.5% YOY; 509 420 units in January-April 2021, up 20.6% YOY. Among them electric vehicles – 192 units in April 2021, up 1376.9% YOY; 498 units in January-April 2021, up 822.2% YOY.
- Light commercial vehicles including light trucks (N1 category, without pickups) and minibuses (M2 category) – 13 963 units in April 2021, up 160.2% YOY; 40 512 units in January-April 2021, up 42.3% YOY.
- Pickups – 946 units in April 2021, up 80.2% YOY; 2 841 units in January-April 2021, down 9.6% YOY.
- Trucks (except N1 category) including special-purpose vehicles – 9 412 units in April 2021, up 104.7% YOY; 28 097 units in January-April 2021, up 32.1% YOY.
- Buses (except M2 category) – 1 329 units in April 2021, up 159.6% YOY; 3 945 units in January-April 2021, down 0.4% YOY.

\*without sales to military, law enforcement and diplomatic agencies in RF

#### COMMENT:

Alexander Kovrigin, Deputy Managing Director of ASM Holding, commented:

April 2021 evidenced a high growth of sales in all segments of the automobile market, that was due to the consequence of strong quarantine measures introduced from April 2020.

Sales of passenger cars in January-April 2021 grew 20.6% year-on-year, while sales of trucks added 32.1%. We suppose that starting from June 2021 and further on, the growth rate of sales will be continuously slowing down.

We should also note that, unless a state support is given for purchase of buses, a negative result of bus sales could be revealed by the year end, even greater than that previewed by us on the basis of 2020 results.

We keep valid our annual forecasts on the market we made earlier.

#### OUR CONTACTS:

##### ASM Holding, OAO

21/5, Kuznetsky Most St., 107031, Moscow, Russia

Tel: +7 (495) 625-51-79, +7 (495) 626-04-71

e-mail: [inf@asm-holding.ru](mailto:inf@asm-holding.ru)

##### Association of Russian Automakers (OAR)

8, Novovladykinsky Proezd, bldg 5, POB 81, 127106, Moscow, Russia

Tel: +7 (495) 739 70 95

e-mail: [info\\_oar@mail.ru](mailto:info_oar@mail.ru)



Developed by specialists of

AVTOSTAT-INFO



# PASSENGER CARS

## Sales of new passenger cars in Russia in April and 4 months 2021 by brand

Brand	April 2021	April 2020	4 months 2021	4 months 2020	Change April 2021 vs 2020, %	Change 4 months 2021 vs 2020, %
LADA	40 993	13 461	124 530	93 641	204,5	33,0
KIA	21 113	6 598	67 169	59 278	220,0	13,3
HYUNDAI	17 081	5 295	51 975	46 280	222,6	12,3
RENAULT	15 884	4 866	45 221	36 304	226,4	24,6
SKODA	11 960	2 868	32 146	22 890	317,0	40,4
TOYOTA	8 881	3 658	30 140	28 805	142,8	4,6
VOLKSWAGEN	10 427	3 252	30 105	27 998	220,6	7,5
NISSAN	5 060	1 949	17 521	19 944	159,6	-12,1
BMW	4 398	1 574	14 704	11 617	179,4	26,6
MERCEDES	4 823	1 068	13 525	10 097	351,6	34,0
MAZDA	2 636	1 204	10 618	8 842	118,9	20,1
CHERY	3 901	292	10 407	1 903	1 236,0	446,9
HAVAL	3 398	572	8 886	4 631	494,1	91,9
MITSUBISHI	2 308	1 258	7 149	9 939	83,5	-28,1
LEXUS	2 417	869	7 064	5 354	178,1	31,9
AUDI	1 824	684	5 600	5 131	166,7	9,1
GEELY	1 940	393	5 519	3 104	393,6	77,8
UAZ	1 022	604	3 629	3 211	69,2	13,0
SUZUKI	1 056	305	2 860	2 363	246,2	21,0
VOLVO	1 034	228	2 740	2 087	353,5	31,3
LAND ROVER	712	369	2 300	2 429	93,0	-5,3
SUBARU	733	208	2 299	1 966	252,4	16,9
PORSCHE	823	258	2 286	1 592	219,0	43,6
CHEVROLET	449	26	1 380	246	1 626,9	461,0
CHANGAN	446	128	1 369	1 119	248,4	22,3
MINI	364	82	943	668	343,9	41,2
DATSUN	124	509	871	5 225	-75,6	-83,3
GENESIS	280	23	741	301	1 117,4	146,2
CADILLAC	245	47	722	374	421,3	93,0
INFINITI	214	124	706	793	72,6	-11,0
FAW	200	53	557	350	277,4	59,1
HONDA	229	59	530	500	288,1	6,0
JEEP	152	59	501	477	157,6	5,0
PEUGEOT	179	33	501	365	442,4	37,3
JAC	221	19	483	132	1 063,2	265,9
CITROEN	86	33	274	369	160,6	-25,7
LIFAN	69	39	253	235	76,9	7,7
GAC	70	3	183	32	2 233,3	471,9
FIAT	46	11	142	73	318,2	94,5
JAGUAR	36	54	141	385	-33,3	-63,4
TESLA	43	5	108	19	760,0	468,4
OPEL	45	0	102	0		



# PASSENGER CARS

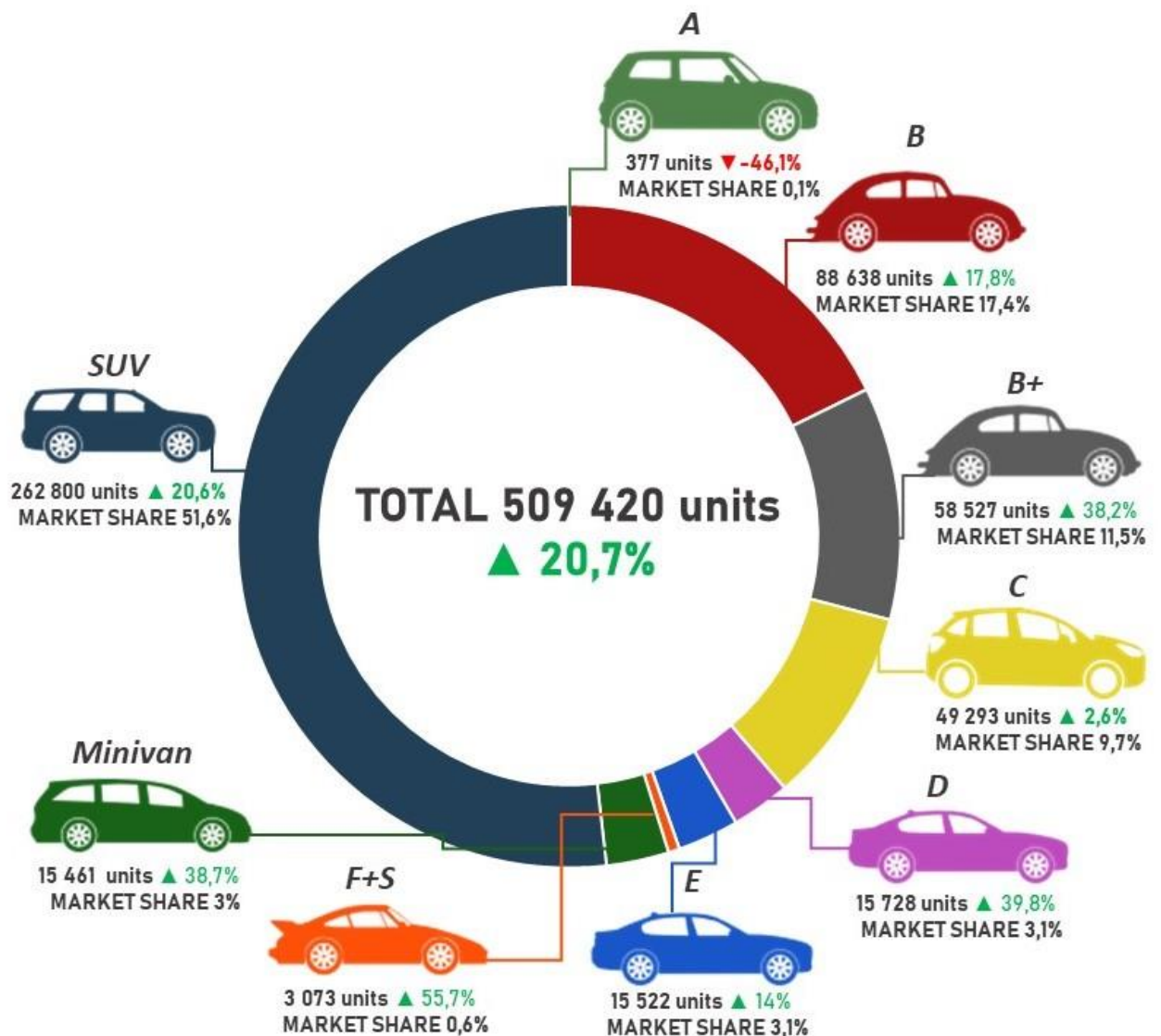
Brand	April 2021	April 2020	4 months 2021	4 months 2020	Change April 2021 vs 2020, %	Change 4 months 2021 vs 2020, %
RAVON	33	33	100	364	0,0	-72,5
BENTLEY	53	26	93	90	103,8	3,3
BRILLIANCE	21	4	75	39	425,0	92,3
ROLLS ROYCE	32	12	70	50	166,7	40,0
FORD	24	16	55	270	50,0	-79,6
FOTON	1	4	38	12	-75,0	216,7
DODGE	7	1	17	9	600,0	88,9
DONGFENG	0	12	12	112	-100,0	-89,3
ZOTYE	4	6	10	47	-33,3	-78,7
ASTON MARTIN	5	1	9	3	400,0	200,0
LAMBORGHINI	6	8	9	38	-25,0	-76,3
GMC	5	0	7	0		
FERRARI	5	5	6	9	0,0	-33,3
DAIHATSU	1	2	4	4	-50,0	0,0
LINCOLN	1	0	4	3		33,3
MASERATI	0	3	3	24	-100,0	-87,5
CHRYSLER	1	2	2	11	-50,0	-81,8
ALFA ROMEO	0	0	1	1		0,0
AURUS	0	1	1	1	-100,0	0,0
BAIC	0	0	1	0		
MCLAREN	0	0	1	0		
POLESTAR	0	0	1	0		
XIAOPENG	1	0	1	0		
BAJAJ	0	1	0	1	-100,0	-100,0
DFSK	0	6	0	43	-100,0	-100,0
GAZ	0	0	0	4		-100,0
SMART	0	0	0	35		-100,0
<b>TOTAL</b>	<b>168 122</b>	<b>53 283</b>	<b>509 420</b>	<b>422 239</b>	<b>215,5</b>	<b>20,6</b>
<b>TOTAL Russian brands</b>	<b>42 015</b>	<b>14 066</b>	<b>128 160</b>	<b>96 857</b>	<b>198,7</b>	<b>32,3</b>
<b>TOTAL foreign brands</b>	<b>126 107</b>	<b>39 217</b>	<b>381 260</b>	<b>325 382</b>	<b>221,6</b>	<b>17,2</b>



# PASSENGER CARS

## Sales of new passenger cars in Russia in April and 4 months 2021 by class

Class	April 2021	April 2020	4 months 2021	4 months 2020	Market share April 2021, %	Market share 4 months 2021, %	Change April 2021 vs 2020, %	Change 4 months 2021 vs 2020, %
A	237	98	377	700	0,1	0,1	141,8	-46,1
B	28 304	8 062	88 638	75 238	16,8	17,4	251,1	17,8
B+	19 807	5 662	58 527	42 357	11,8	11,5	249,8	38,2
C	16 301	6 106	49 293	48 058	9,7	9,7	167,0	2,6
D	5 920	1 424	15 728	11 254	3,5	3,1	315,7	39,8
E	5 301	1 572	15 522	13 615	3,2	3,1	237,2	14,0
F+S	1 204	259	3 073	1 974	0,7	0,6	364,9	55,7
Minivan	5 049	1 647	15 461	11 144	3,0	3,0	206,6	38,7
SUV	85 999	28 453	262 800	217 898	51,2	51,6	202,3	20,6
Not identified			1	1				
<b>TOTAL</b>	<b>168 122</b>	<b>53 283</b>	<b>509 420</b>	<b>422 239</b>	<b>100,0</b>	<b>100,0</b>	<b>215,5</b>	<b>20,7</b>





# PASSENGER CARS

## Top 25 model ranking of new passenger car sales in Russia in April and 4 months 2021

Rank	Model	Brand	April 2021	April 2020	4 months 2021	4 months 2020	Change April 2021 vs 2020, %	Change 4 months 2021 vs 2020, %
1	GRANTA*	LADA	15 611	4 535	46 226	33 848	244,2	36,6
2	VESTA	LADA	12 036	4 155	35 828	29 926	189,7	19,7
3	RIO	KIA	7 594	2 821	28 555	25 691	169,2	11,1
4	CRETA	HYUNDAI	7 346	2 470	24 636	21 107	197,4	16,7
5	SOLARIS	HYUNDAI	5 754	1 416	18 490	13 441	306,4	37,6
6	POLO	VOLKSWAGEN	5 579	1 524	16 385	14 637	266,1	11,9
7	LARGUS	LADA	4 486	1 574	14 517	10 673	185,0	36,0
8	RAV4	TOYOTA	3 675	1 125	14 009	12 521	226,7	11,9
9	RAPID	SKODA	5 564	688	13 657	7 317	708,7	86,6
10	TIGUAN	VOLKSWAGEN	4 202	1 309	11 787	10 639	221,0	10,8
11	DUSTER	RENAULT	4 189	1 397	11 613	8 604	199,9	35,0
12	LOGAN	RENAULT	3 944	1 127	11 482	8 509	250,0	34,9
13	SPORTAGE	KIA	3 195	935	10 135	8 228	241,7	23,2
14	TIGGO (T11)	CHERY	3 695	291	9 833	1 899	1 169,8	417,8
15	SANDERO	RENAULT	3 238	947	9 521	7 613	241,9	25,1
16	2123 NIVA	LADA	3 057	812	9 318	4 950	276,5	88,2
17	K5	KIA	3 355	0	8 495	0		
18	XRAY	LADA	2 969	889	8 364	6 165	234,0	35,7
19	2121	LADA 4x4	2 282	1 192	7 872	6 379	91,4	23,4
20	CAMRY	TOYOTA	2 603	939	7 591	7 927	177,2	-4,2
21	KODIAQ	SKODA	2 504	729	7 533	6 406	243,5	17,6
22	CX-5	MAZDA	1 690	902	7 331	6 594	87,4	11,2
23	KAPTUR	RENAULT	2 335	765	6 736	6 088	205,2	10,6
24	QASHQAI	NISSAN	1 788	762	6 627	8 364	134,6	-20,8
25	KAROQ	SKODA	2 539	691	6 318	2 576	267,4	145,3

\* GRANTA 2190+2191+2192+2194

LADA GRANTA\*  
46 226 units **36,6%**

LADA VESTA  
35 828 units **19,7%**

KIA RIO  
28 555 units **11,1%**





# PASSENGER CARS

## Sales of new electric cars in Russia in April and 4 months 2021 by brand

Brand / electric cars	April 2021	April 2020	4 months 2021	4 months 2020	Change April 2021 vs 2020, %	Change 4 months 2021 vs 2020, %
AUDI	39	0	100	0		
E-TRON	39	0	100	0		
BMW	0	0	6	1		500
I3	0	0	6	1		500
CHEVROLET	1	0	2	1		100
VOLT	1	0	2	1		100
HYUNDAI	0	0	1	1		0
IONIQ	0	0	1	1		0
JAC	10	0	24	0		
IEV7S	10	0	24	0		
JAGUAR	5	2	8	20	150	-60
I-PACE	5	2	8	20	150	-60
KIA	0	0	1	0		
NIRO	0	0	1	0		
MERCEDES	0	0	4	0		
EQC	0	0	4	0		
NISSAN	12	3	25	6	300	316,7
LEAF	12	3	25	6	300	316,7
PEUGEOT	0	3	3	3	-100	0
ION	0	3	3	3	-100	0
PORSCHE	82	0	214	1		21300
TAYCAN	82	0	214	1		21300
RENAULT	0	0	0	2		-100
TWIZY	0	0	0	2		-100
TESLA	43	5	108	19	760	468,4
3	34	4	76	11	750	590,9
S	1	0	4	1		300
X	6	1	24	7	500	242,9
Y	2	0	4	0		
VOLKSWAGEN	0	0	2	0		
E-LAVIDA	0	0	2	0		
<b>TOTAL</b>	<b>192</b>	<b>13</b>	<b>498</b>	<b>54</b>	<b>1376,9</b>	<b>822,2</b>
<b>TOTAL Russian brands</b>						
<b>TOTAL foreign brands</b>	<b>192</b>	<b>13</b>	<b>498</b>	<b>54</b>	<b>1376,9</b>	<b>822,2</b>

### PORSCHE TAYCAN

214 units **21300%**

### AUDI E-TRON

100 units **NEW**



### TESLA 3

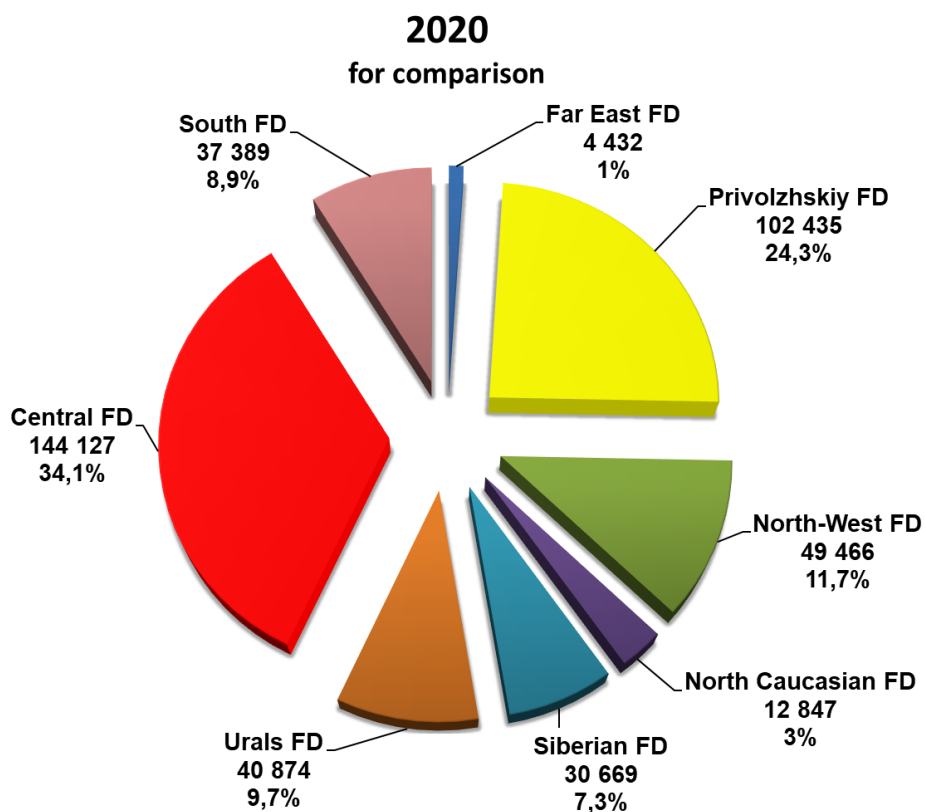
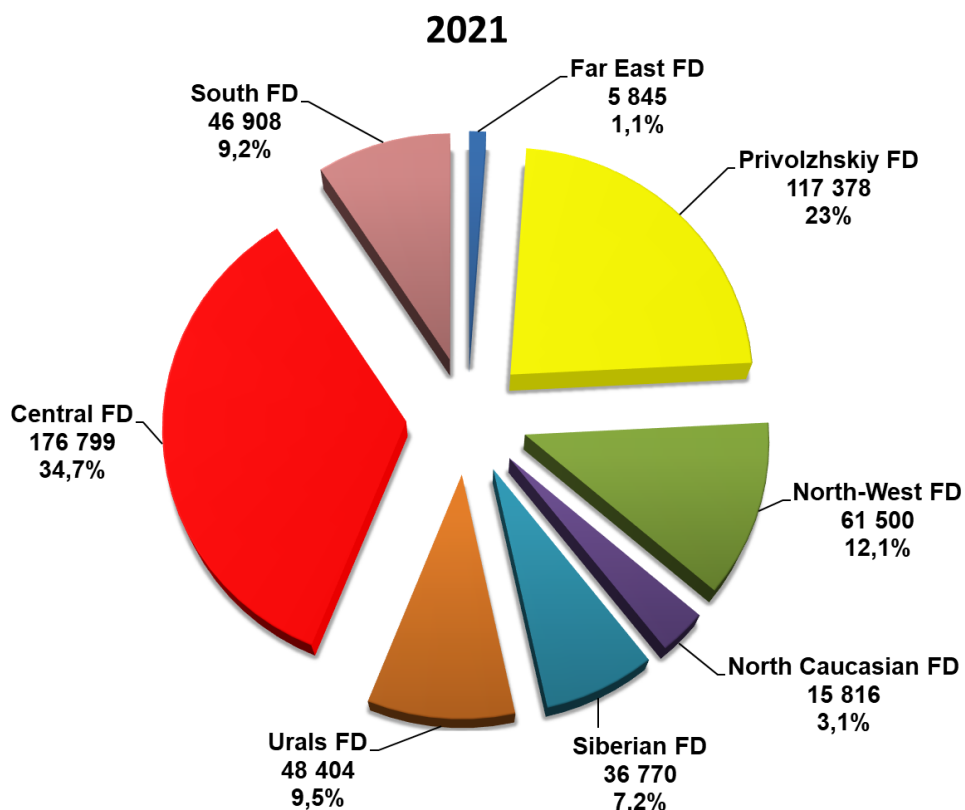
76 units **590,9%**





# PASSENGER CARS

## Structure of new car sales in Russia in 4 months 2021 by Federal District





# LIGHT COMMERCIAL VEHICLES

Sales of new light commercial vehicles in Russia  
Including light trucks (N1 category) and minibuses (M2 category)  
in April and 4 months 2021 by brand (without pickups)

Brand	April 2021	April 2020	4 months 2021	4 months 2020	Change April 2021 vs 2020, %	Change 4 months 2021 vs 2020, %
GAZ	6 174	2 526	16 510	12 937	144,4	27,6
UAZ	1 549	889	5 759	4 199	74,2	37,2
FORD	1 833	626	5 037	3 005	192,8	67,6
LADA	1 468	455	4 923	2 443	222,6	101,5
PEUGEOT	687	105	1 920	708	554,3	171,2
VOLKSWAGEN	618	248	1 917	1 670	149,2	14,8
MERCEDES	562	152	1 352	907	269,7	49,1
CITROEN	421	173	1 199	980	143,4	22,3
HYUNDAI	149	83	491	723	79,5	-32,1
IVECO	117	20	361	133	485,0	171,4
OPEL	126	5	320	30	2 420,0	966,7
RENAULT	103	33	274	436	212,1	-37,2
FIAT	94	38	269	188	147,4	43,1
TOYOTA	34	7	101	67	385,7	50,7
KIA	13	3	44	35	333,3	25,7
JAC	9	0	18	0		
NISSAN	3	0	5	1		400,0
DAIHATSU	1	2	4	2	-50,0	100,0
GMC	0	0	2	0		
MITSUBISHI	0	2	2	2	-100,0	0,0
HONDA	0	0	1	1		0,0
SUZUKI	1	0	1	0		
TAGAZ	0	0	1	0		
YUEJIN	1	0	1	1		0,0
<b>TOTAL</b>	<b>13 963</b>	<b>5 367</b>	<b>40 512</b>	<b>28 468</b>	<b>160,2</b>	<b>42,3</b>
<b>TOTAL Russian brands</b>	<b>9 191</b>	<b>3 870</b>	<b>27 193</b>	<b>19 579</b>	<b>137,5</b>	<b>38,9</b>
<b>TOTAL foreign brands</b>	<b>4 772</b>	<b>1 497</b>	<b>13 319</b>	<b>8 889</b>	<b>218,8</b>	<b>49,8</b>



# LIGHT COMMERCIAL VEHICLES

Top 25 model ranking of new LCV sales including light trucks (N1 category) and minibuses (M2 category) in Russia, in April and 4 months 2021 (without pickups)

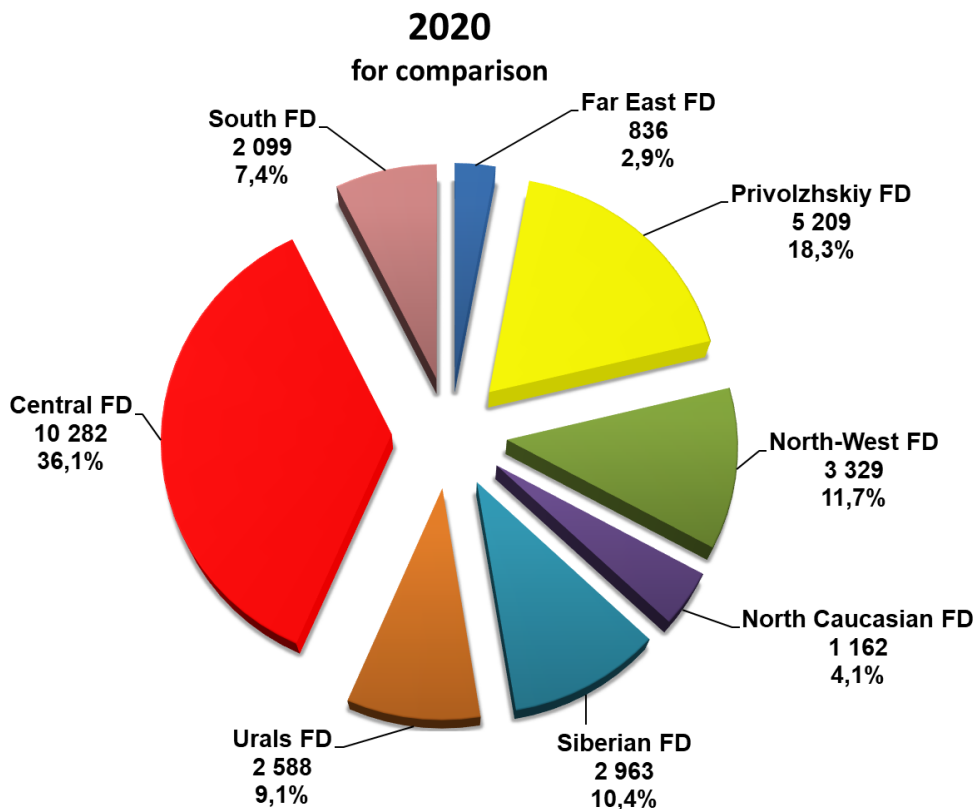
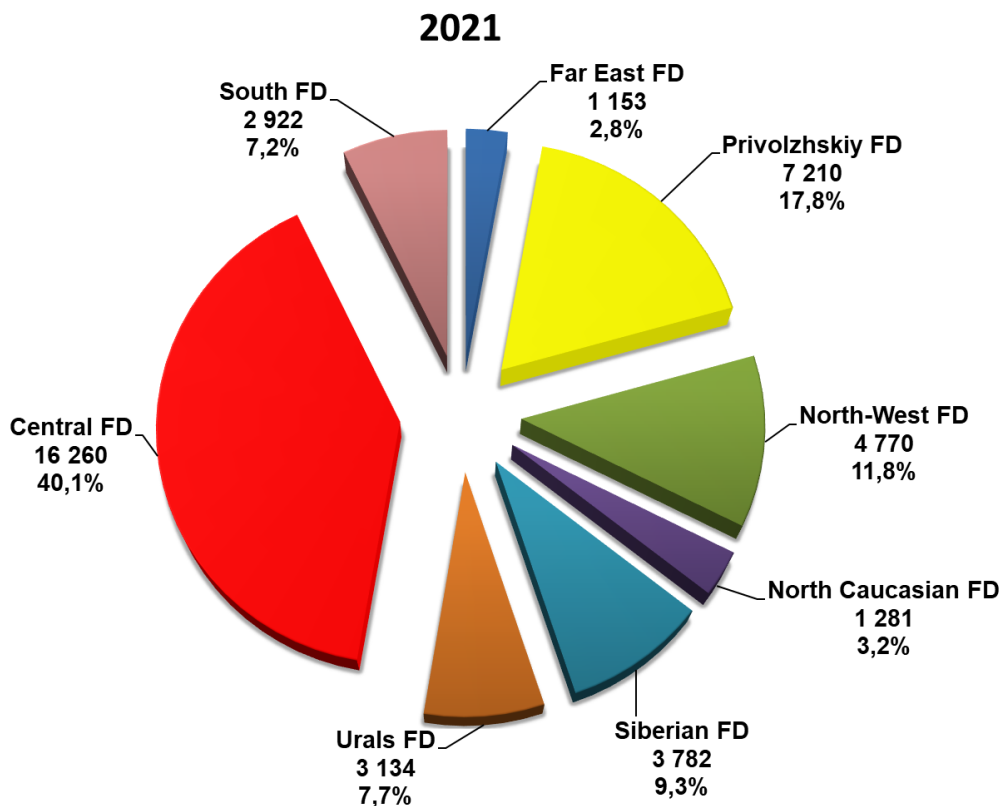
Rank	Model	Brand	April 2021	April 2020	4 months 2021	4 months 2020	Change April 2021 vs 2020, %	Change 4 months 2021 vs 2020, %
1	GAZelle NEXT	GAZ	3 310	1 274	8 857	7 043	159,8	25,8
2	TRANSIT	FORD	1 833	621	5 036	2 942	195,2	71,2
3	LARGUS FURGON	LADA	1 213	357	4 158	1 999	239,8	108,0
4	3302 GAZelle	GAZ	1 267	637	3 519	2 832	98,9	24,3
5	3909	UAZ	632	435	2 766	2 120	45,3	30,5
6	2752 SOBOL	GAZ	898	213	1 765	1 027	321,6	71,9
7	CARAVELLE	VOLKSWAGEN	316	146	949	982	116,4	-3,4
8	PROFI	UAZ	293	115	944	181	154,8	421,5
9	2705 GAZelle	GAZ	329	115	942	551	186,1	71,0
10	3741	UAZ	249	94	825	338	164,9	144,1
11	TRAVELLER	PEUGEOT	287	62	808	392	362,9	106,1
12	V-CLASS	MERCEDES	318	38	764	495	736,8	54,3
13	2349 WIS	LADA	234	87	688	376	169,0	83,0
14	2206	UAZ	194	163	685	669	19,0	2,4
15	3221 GAZelle	GAZ	119	175	618	796	-32,0	-22,4
16	2310 SOBOL	GAZ	161	64	476	280	151,6	70,0
17	SPACE TOURER	CITROEN	161	25	466	249	544,0	87,1
18	SPRINTER	MERCEDES	176	101	422	325	74,3	29,8
19	BOXER	PEUGEOT	119	22	407	208	440,9	95,7
20	EXPERT	PEUGEOT	162	21	404	106	671,4	281,1
21	MULTIVAN	VOLKSWAGEN	135	2	386	4	6 650,0	9 550,0
22	JUMPY	CITROEN	134	46	366	279	191,3	31,2
23	DAILY	IVECO	117	20	361	133	485,0	171,4
24	JUMPER	CITROEN	107	101	348	449	5,9	-22,5
25	2217 SOBOL	GAZ	90	48	332	408	87,5	-18,6





# LIGHT COMMERCIAL VEHICLES

Structure of new LCV sales including light trucks (N1 category) and minibuses (M2 category) in Russia in 4 months 2021 by Federal District





# PICKUPS

## Sales of new pickups in Russia in April and 4 months 2021 by brand

Brand	April 2021	April 2020	4 months 2021	4 months 2020	Change April 2021 vs 2020, %	Change 4 months 2021 vs 2020, %
UAZ	268	150	924	941	78,7	-1,8
TOYOTA	323	175	803	802	84,6	0,1
MITSUBISHI	163	113	575	800	44,2	-28,1
GREAT WALL	78	0	218	0		
JAC	40	7	124	37	471,4	235,1
DODGE	37	7	79	38	428,6	107,9
ISUZU	30	27	51	93	11,1	-45,2
VOLKSWAGEN	3	25	39	209	-88,0	-81,3
FORD	4	1	25	13	300,0	92,3
CHEVROLET	0	0	1	0		
GMC	0	0	1	1		0,0
JEEP	0	0	1	0		
FIAT	0	3	0	40	-100,0	-100,0
GONOW	0	0	0	3		-100,0
MERCEDES	0	16	0	165	-100,0	-100,0
SUBARU	0	1	0	1	-100,0	-100,0
<b>TOTAL</b>	<b>946</b>	<b>525</b>	<b>2 841</b>	<b>3 143</b>	<b>80,2</b>	<b>-9,6</b>
<b>TOTAL Russian brands</b>	<b>268</b>	<b>150</b>	<b>924</b>	<b>941</b>	<b>78,7</b>	<b>-1,8</b>
<b>TOTAL foreign brands</b>	<b>678</b>	<b>375</b>	<b>1 917</b>	<b>2 202</b>	<b>80,8</b>	<b>-12,9</b>



# PICKUPS

## Top 15 model ranking of new pickup sales in Russia in April and 4 months 2021

Rank	Model	Brand	April 2021	April 2020	4 months 2021	4 months 2020	Change April 2021 vs 2020, %	Change 4 months 2021 vs 2020, %
1	2363 PICKUP	UAZ	268	150	924	941	78,7	-1,8
2	HILUX	TOYOTA	321	174	790	790	84,5	0,0
3	L200	MITSUBISHI	163	113	575	800	44,2	-28,1
4	WINGLE	GREAT WALL	78	0	218	0		
5	T6	JAC	40	7	124	37	471,4	235,1
6	RAM	PICKUP	37	7	79	38	428,6	107,9
7	D-MAX	ISUZU	30	27	51	93	11,1	-45,2
8	AMAROK	VOLKSWAGEN	3	25	39	209	-88,0	-81,3
9	F-SERIES	FORD	4	1	25	13	300,0	92,3
10	TUNDRA	TOYOTA	2	1	13	10	100,0	30,0
11	SILVERADO	CHEVROLET	0	0	1	0		
12	CANYON	GMC	0	0	1	0		
13	GLADIATOR	JEEP	0	0	1	0		
14	FULLBACK	FIAT	0	3	0	40	-100,0	-100,0
15	GMC SIERRA	GMC	0	0	0	1		-100,0

### UAZ 2363 PICKUP

924 units **-1,8%**



### TOYOTA HILUX

790 units **0%**



### MITSUBISHI L 200

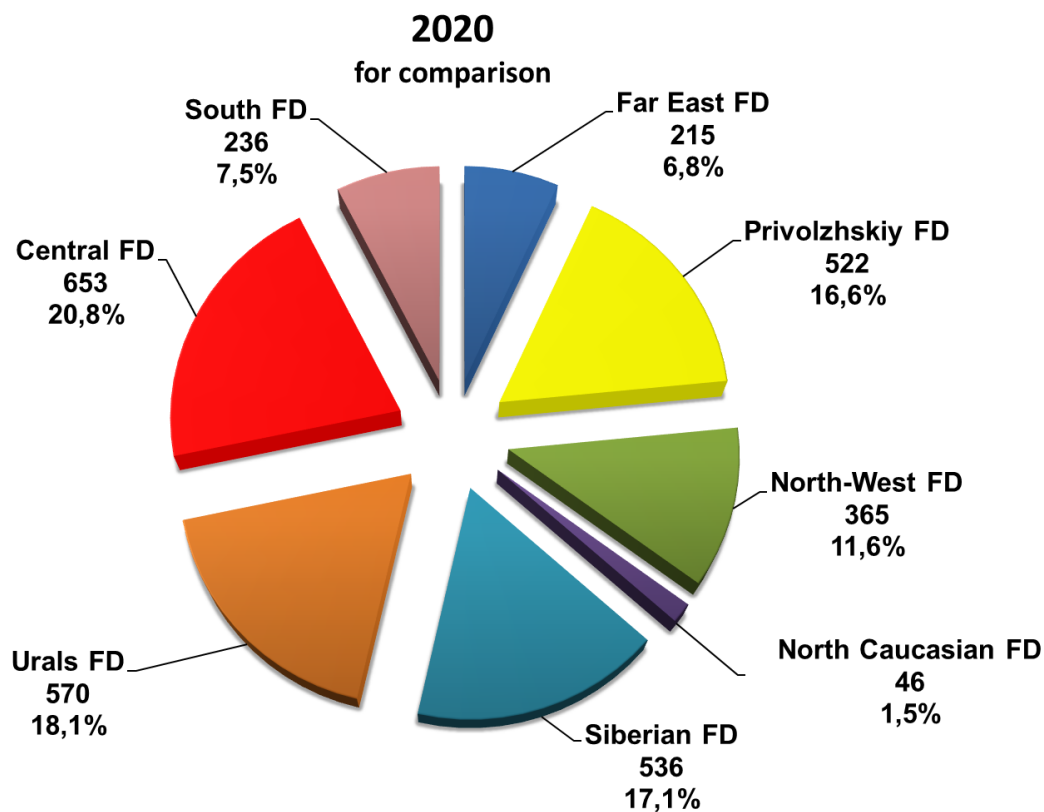
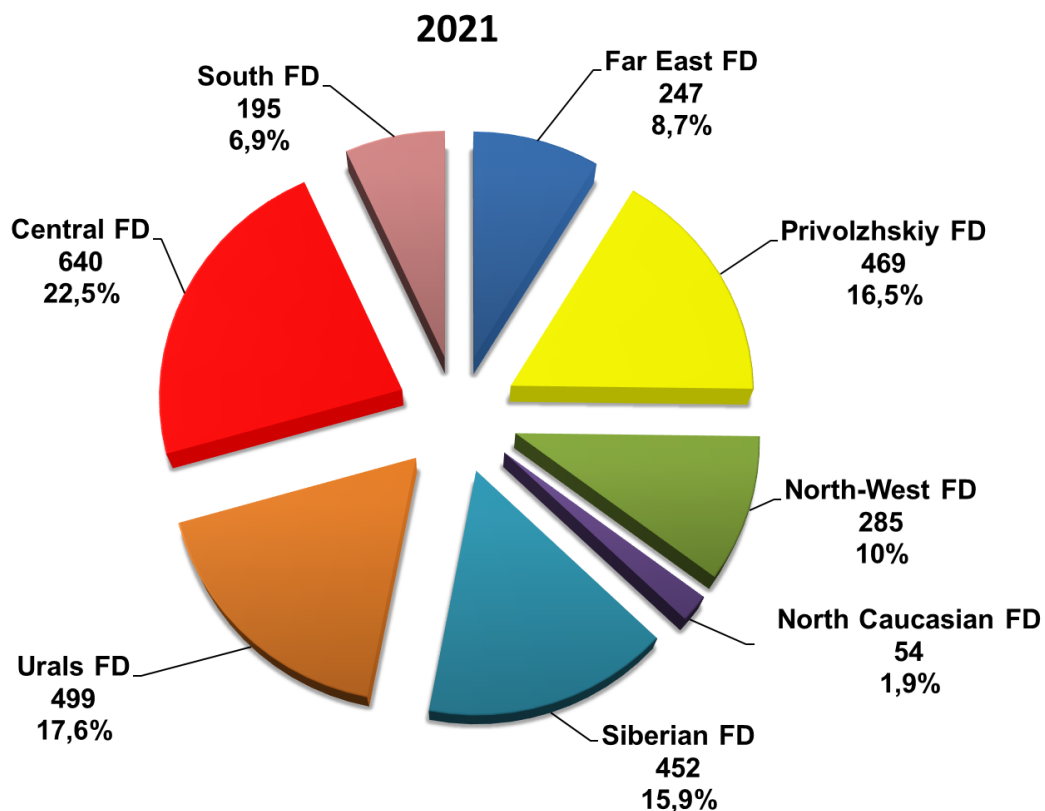
575 units **-28,1%**





# PICKUPS

## Structure of sales of new pickups in Russia in 4 months 2021 by Federal District





# TRUCKS

## Sales of new trucks in Russia in April and 4 months 2021 by brand, inclusive of special-purpose vehicles

Brand	April 2021	April 2020	4 months 2021	4 months 2020	Change April 2021 vs 2020, %	Change 4 months 2021 vs 2020, %
KAMAZ	3 377	1 860	10 628	7 701	81,6	38,0
GAZ	1 087	580	3 238	2 467	87,4	31,3
SCANIA	833	310	2 056	1 206	168,7	70,5
MAN	592	174	1 484	1 159	240,2	28,0
MAZ	503	193	1 444	744	160,6	94,1
URAL	381	249	1 417	1 152	53,0	23,0
VOLVO	449	244	1 417	1 474	84,0	-3,9
MERCEDES	442	163	1 138	1 023	171,2	11,2
DAF	279	48	737	559	481,2	31,8
ISUZU	223	213	640	963	4,7	-33,5
FAW	161	55	440	177	192,7	148,6
MAZ MAN	130	29	437	193	348,3	126,4
HYUNDAI	107	108	425	357	-0,9	19,0
HINO	172	81	412	271	112,3	52,0
JAC	124	35	408	164	254,3	148,8
SHAANXI	80	71	309	472	12,7	-34,5
RENAULT	80	13	307	256	515,4	19,9
HOWO	91	20	273	131	355,0	108,4
FUSO	66	36	209	149	83,3	40,3
IVECO	39	24	149	156	62,5	-4,5
FORD	43	9	116	142	377,8	-18,3
IVECO AMT	42	39	110	107	7,7	2,8
XU GONG	15	11	58	46	36,4	26,1
FOTON	13	19	56	78	-31,6	-28,2
DAEWOO	33	7	55	28	371,4	96,4
ZIL	21	1	47	4	2 000,0	1 075,0
ZOOMLION	14	0	26	8		225,0
SANY	5	3	18	31	66,7	-41,9
NEFAZ	0	2	16	22	-100,0	-27,3
LIEBHERR	2	1	10	6	100,0	66,7
DAYUN	0	0	4	2		100,0
GROVE	1	0	4	2		100,0
TATRA	3	0	3	5		-40,0
GOUPIL	1	0	2	0		
KRAZ	1	0	2	0		
MZKT	2	0	2	0		
C C	0	0	0	3		-100,0
NISSAN	0	0	0	1		-100,0
TEREX-DEMAG	0	1	0	1	-100,0	-100,0
TONAR	0	0	0	1		-100,0
YUEJIN	0	0	0	1		-100,0
<b>TOTAL</b>	<b>9 412</b>	<b>4 599</b>	<b>28 097</b>	<b>21 262</b>	<b>104,7</b>	<b>32,1</b>
<b>TOTAL Russian brands</b>	<b>4 866</b>	<b>2 692</b>	<b>15 346</b>	<b>11 346</b>	<b>80,8</b>	<b>35,3</b>
<b>TOTAL foreign brands</b>	<b>4 546</b>	<b>1 907</b>	<b>12 751</b>	<b>9 916</b>	<b>138,4</b>	<b>28,6</b>



# TRUCKS

## Sales of new trucks in Russia in April and 4 months 2021 by type

Type	April 2021	April 2020	4 months 2021	4 months 2020	Market share April 2021, %	Market share April 2020, %	Market share 4 months 2021, %	Market share 4 monthss 2020, %
Other special equipment	3 409	1 007	11 021	3 771	36,2	21,9	39,2	17,7
Truck-tractor	2 414	1 128	6 520	6 189	25,7	24,5	23,2	29,1
Dump truck	1 110	867	3 218	3 664	11,8	18,9	11,5	17,2
Other truck types	1 062	464	2 914	2 421	11,3	10,1	10,4	11,4
Drop-side flat bed	697	408	2 162	1 669	7,4	8,9	7,7	7,9
Van	327	265	957	1 159	3,5	5,8	3,4	5,5
Refrigerator	85	140	312	578	0,9	3,0	1,1	2,7
Autocrane	120	151	443	719	1,3	3,3	1,6	3,4
Tanker	123	115	377	769	1,3	2,5	1,3	3,6
Refueler	28	27	64	139	0,3	0,6	0,2	0,7
Mobile repair shop	36	20	104	147	0,4	0,4	0,4	0,7
Autoloader	1	5	3	10	0,0	0,1	0,0	0,1
Ambulance	0	0	0	22	0,0	0,0	0,0	0,1
Miscellaneous	0	2	2	5	0,0	0,0	0,0	0,0
<b>TOTAL</b>	<b>9 412</b>	<b>4 599</b>	<b>28 097</b>	<b>21 262</b>	<b>100,0</b>	<b>100,0</b>	<b>100,0</b>	<b>100,0</b>



# TRUCKS

## Top 25 model ranking of new truck sales in Russia in April and 4 months 2021

Rank	Model	Brand	April 2021	April 2020	4 months 2021	4 months 2020	Change April 2021 vs 2020, %	Change 4 months 2021 vs 2020, %
1	43118 6X6	KAMAZ	713	412	2 799	2 274	73,1	23,1
2	GAZON NEXT	GAZ	840	420	2 413	1 662	100,0	45,2
3	65115 6X4	KAMAZ	744	483	2 052	1 502	54,0	36,6
4	5490 4X2	KAMAZ	722	252	1 920	937	186,5	104,9
5	6520 6X4	KAMAZ	399	204	1 190	801	95,6	48,6
6	ACTROS	MERCEDES	368	148	963	977	148,6	-1,4
7	4320 6X6	URAL	219	140	831	685	56,4	21,3
8	SERIES FH 4X2	VOLVO	314	129	806	768	143,4	4,9
9	TGX 18.XXX 4X2	MAN	220	48	679	384	358,3	76,8
10	XF-SERIES	DAF	258	0	656	13		4 946,2
11	3308 SADKO	GAZ	102	34	458	216	200,0	112,0
12	SERIES R 4X2	SCANIA	145	107	418	264	35,5	58,3
13	6501 6X4	MAZ	186	32	416	128	481,2	225,0
14	43253 4X2	KAMAZ	131	59	402	344	122,0	16,9
15	6312 6X4	MAZ-MAN	122	29	389	193	320,7	101,6
16	6580 6X4	KAMAZ	98	64	372	134	53,1	177,6
17	MIGHTY	HYUNDAI	88	76	353	262	15,8	34,7
18	SERIES G 4X2	SCANIA	127	56	353	231	126,8	52,8
19	5557 6X6	URAL	85	74	329	287	14,9	14,6
20	S-SERIES	SCANIA	212	4	324	27	5 200,0	1 100,0
21	6430 6X4	MAZ	85	42	283	151	102,4	87,4
22	4308 4X2	KAMAZ	75	14	254	102	435,7	149,0
23	NPR	ISUZU	105	56	244	335	87,5	-27,2
24	HFC-SERIES	JAC	76	17	241	93	347,1	159,1
25	T-SERIES	RENAULT	42	5	232	212	740,0	9,4

**KAMAZ 43118 6X6**

**2 799 units 23,1%**

**GAZ GAZON NEXT**

**2 413 units 45,2%**

**KAMAZ 65115 6X4**

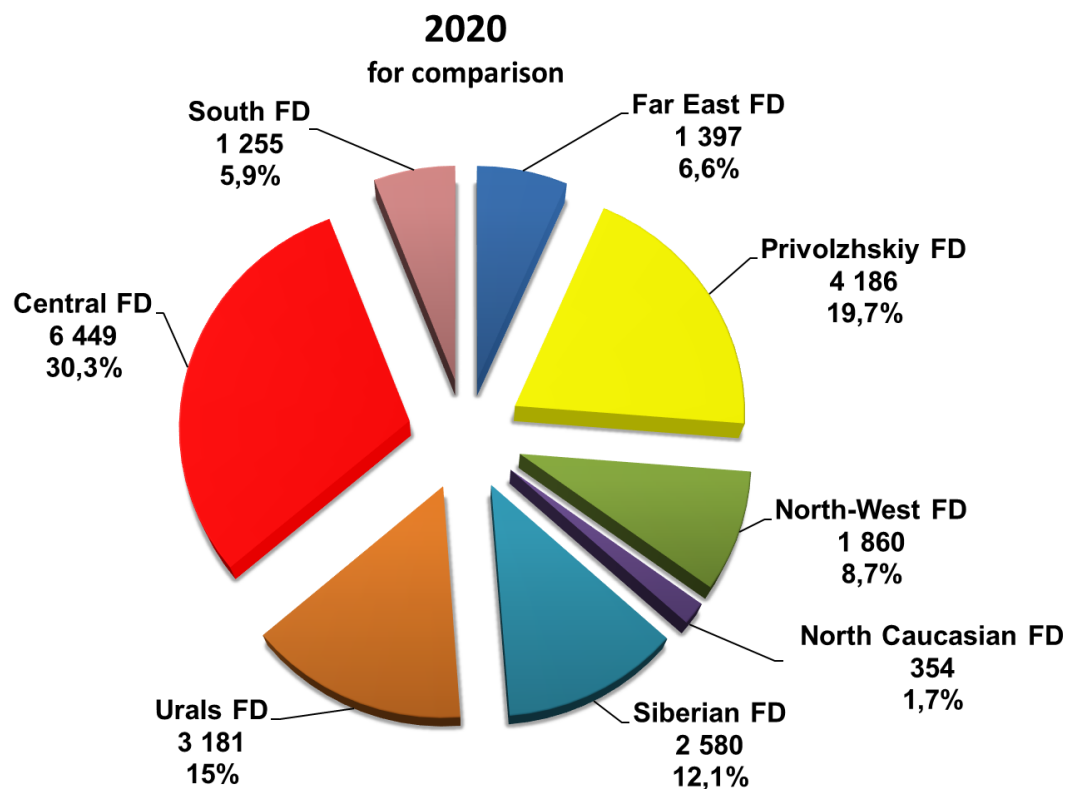
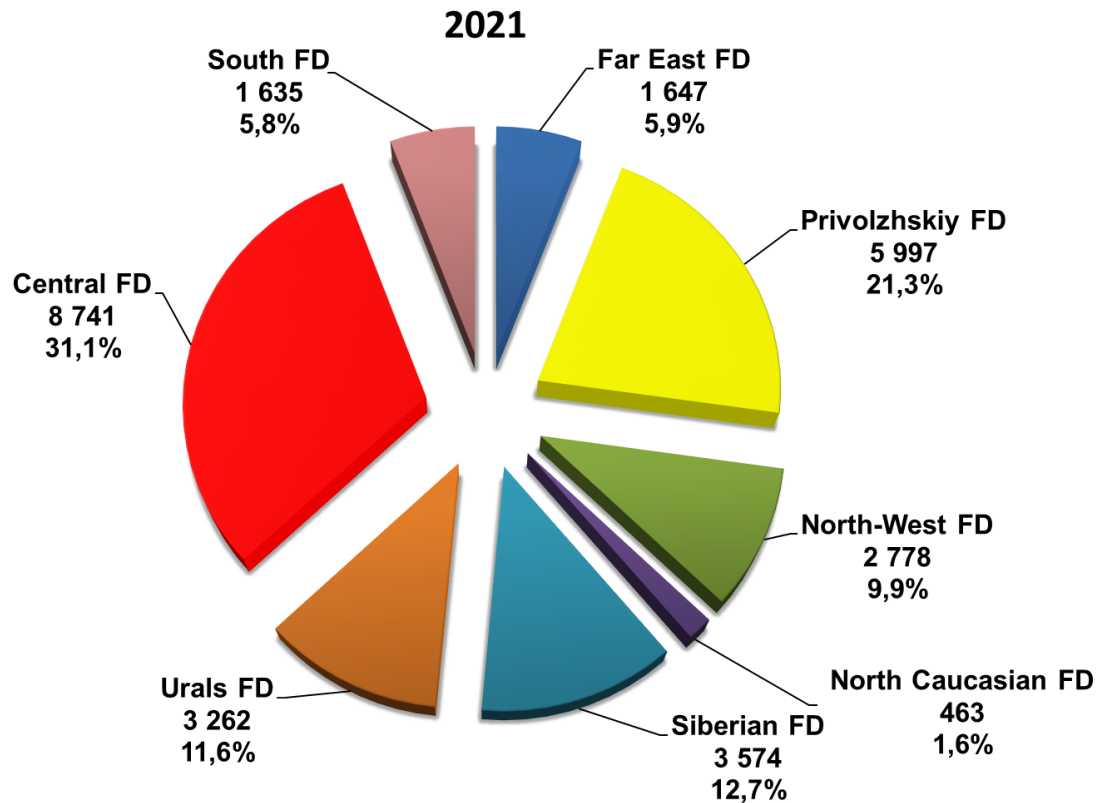
**2 052 units 36,6%**





# TRUCKS

## Structure of sales of new truck in Russia in 4 months 2021 by Federal District





# BUSES

## Sales of new buses in Russia in April and 4 months 2021 by brand

Brand	April 2021	April 2020	4 months 2021	4 months 2020	Change April 2021 vs 2020, %	Change 4 months 2021 vs 2020, %
PAZ	770	297	2 242	1 967	159,3	14,0
NEFAZ	213	82	639	453	159,8	41,1
LIAZ	203	0	470	754		-37,7
URAL	33	21	133	86	57,1	54,7
MAZ	25	47	104	133	-46,8	-21,8
YUTONG	28	11	77	117	154,5	-34,2
VOLZHANIN	0	0	54	50		8,0
IRISBUS	19	3	43	25	533,3	72,0
HIGER	13	7	40	51	85,7	-21,6
KAVZ	9	29	31	111	-69,0	-72,1
NEMAN	5	6	28	32	-16,7	-12,5
SIMAZ	1	0	25	62		-59,7
ZHONGTONG	6	2	12	15	200,0	-20,0
KING LONG (KLM)	0	0	10	22		-54,5
LOTOS	0	0	10	5		100,0
ANKAI	0	0	8	3		166,7
SCANIA	3	1	6	4	200,0	50,0
MERCEDES	0	0	5	3		66,7
HYUNDAI	0	3	4	3	-100,0	33,3
MAN	1	3	3	12	-66,7	-75,0
GOLDEN DRAGON	0	0	1	53		-98,1
VITOVIT	0	0	0	1		-100,0
<b>TOTAL</b>	<b>1 329</b>	<b>512</b>	<b>3 945</b>	<b>3 962</b>	<b>159,6</b>	<b>-0,4</b>
<b>TOTAL Russian brands</b>	<b>1 229</b>	<b>429</b>	<b>3 604</b>	<b>3 488</b>	<b>186,5</b>	<b>3,3</b>
<b>TOTAL foreign brands</b>	<b>100</b>	<b>83</b>	<b>341</b>	<b>474</b>	<b>20,5</b>	<b>-28,1</b>



# BUSES

## Top 25 model ranking of new bus sales in Russia in April and 4 months 2021

Rank	Model	Brand	April 2021	April 2020	4 months 2021	4 months 2020	Change April 2021 vs 2020, %	Change 4 months 2021 vs 2020, %
1	3205	PAZ	464	153	1 206	1 057	203,3	14,1
2	3204	PAZ	207	74	553	498	179,7	11,0
3	4234	PAZ	87	57	452	297	52,6	52,2
4	5299, 5297 4X2	NEFAZ, KAMAZ	56	79	372	421	-29,1	-11,6
5	4208, 4310 6X6	NEFAZ, KAMAZ	152	2	257	26	7 500,0	888,5
6	5292	LIAZ	76	0	206	335		-38,5
7	6213	LIAZ	93	0	138	21		557,1
8	3255 4320 6X6	URAL	33	21	133	86	57,1	54,7
9	103	MAZ	24	5	65	39	380,0	66,7
10	5256	LIAZ	10	0	58	20		190,0
11	CROSSWAY	IRISBUS	19	3	43	25	533,3	72,0
12	6119	YUTONG	4	10	31	77	-60,0	-59,7
13	4292	LIAZ	19	0	30	344		-91,3
14	4202	NEMAN	5	6	28	32	-16,7	-12,5
15	3203	PAZ	10	6	27	28	66,7	-3,6
16	52701	VOLZHANIN	0	0	27	21		28,6
17	2258	SIMAZ	1	0	25	62		-59,7
18	VOLGABUS 6271, 6X2	VOLZHANIN, MAN	0	0	25	3		733,3
19	6127	YUTONG	11	0	22	0		
20	203	MAZ	0	0	20	17		17,6
21	KLQ-SERIES	HIGER	0	7	19	37	-100,0	-48,6
22	5291	LIAZ	5	0	19	14		35,7
23	4238	KAVZ	3	28	18	96	-89,3	-81,2
24	KLQ 6129	HIGER	4	0	12	9		33,3
25	4235	KAVZ	6	1	12	6	500,0	100,0

### PAZ 3205

1 206 units **14,1%**

### PAZ 3204

553 units **11%**



### PAZ 4234

452 units **52,2%**





# BUSES

## Structure of new bus sales in Russia in 4 months 2021 by Federal District

