



## PRESS-RELEASE

12 FEBRUARY 2024

### AUTOMOBILE MARKET OF RUSSIA IN JANUARY 2024 PASSENGER CARS, LIGHT COMMERCIAL VEHICLES AND PICKUPS

In January 2024, sales of new passenger cars, light commercial vehicles and pickups in Russia grew by 66.1% year-on-year to 87 348 vehicles\*.

#### Sales results by type of motor vehicles:

- Passenger cars – 80 329 units in January 2024, up 68.5% YOY.  
Among them electric vehicles (BEVs) – 1 551 units in January 2024, up 312.5% YOY.
- Light commercial vehicles including light trucks (N1 category, without pickups) and minibuses (M2 category) – 5 586 units in January 2024, up 36.1% YOY.  
Among them electric vehicles (BEVs) – 0 units in January 2024.
- Pickups – 1 433 units in January 2024, up 75.4% YOY.

\* without sales to military, law enforcement and diplomatic agencies in RF

#### COMMENT:

Alexander Kovrigin, Deputy Managing Director of ASM Holding, commented:

**MIMS**  
automobility  
MOSCOW

our partners

Sales of passenger cars on the Russian market grew by 68.5% in January 2024. The top 25 best selling models completely consist of Russian and Chinese branded cars. We expect that the annual sales of new passenger cars in 2024 will grow by 10-25% over the 2023 result. The growth will be mainly supported by sales of Chinese brands.

In January 2024, we observed a notable 75.4% increase of new pickup sales. We forecast the 2024 annual sales in this segment growing by 15-20% year-on-year.

Sales in the segment of light commercial vehicles grew by 36.1% in January. We expect growth of LCV sales throughout the full year 2024 by 10-25% over the 2023 result.

A more precise forecast for 2024 will be given by us depending on the sales results of the first quarter.

#### OUR CONTACTS:

ASM Holding, OAO

21/5, Kuznetsky Most St., 107031, Moscow, Russia

Tel: +7 (495) 625-51-79, +7 (495) 626-04-71

e-mail: [inf@asm-holding.ru](mailto:inf@asm-holding.ru)

Association of Russian Automakers (OAR)

8, Novovladykinsky Proezd, bldg 5, POB 81, 127106, Moscow, Russia

Tel: +7 (495) 739 70 95

e-mail: [info\\_oar@mail.ru](mailto:info_oar@mail.ru)



Developed by specialists of  
AVTOSTAT-INFO



# PASSENGER CARS

## Sales of new passenger cars in Russia in in January 2024 by brand

Brand	January 2024	January 2023	1 month 2024	1 month 2023	Change January 2024 vs 2023, %	Change 1 month 2024 vs 2023, %
LADA	22 704	17 704	22 704	17 704	28,2	28,2
HAVAL	9 818	4 167	9 818	4 167	135,6	135,6
GEELY	9 239	3 531	9 239	3 531	161,7	161,7
CHERY	8 943	5 637	8 943	5 637	58,6	58,6
CHANGAN	4 875	315	4 875	315	1 447,6	1 447,6
EXEED	2 821	1 841	2 821	1 841	53,2	53,2
OMODA	2 719	1 187	2 719	1 187	129,1	129,1
LI XIANG	1 772	6	1 772	6	29 433,3	29 433,3
TANK	1 758	7	1 758	7	25 014,3	25 014,3
KIA	1 312	3 134	1 312	3 134	-58,1	-58,1
MOSKVICH	1 221	29	1 221	29	4 110,3	4 110,3
TOYOTA	1 093	1 144	1 093	1 144	-4,5	-4,5
JETOUR	1 039	1	1 039	1	103 800,0	103 800,0
JAECOO	911	0	911	0		
HYUNDAI	819	2 587	819	2 587	-68,3	-68,3
VOYAH	749	38	749	38	1 871,1	1 871,1
ZEEKR	713	12	713	12	5 841,7	5 841,7
UAZ	618	518	618	518	19,3	19,3
GAC	535	24	535	24	2 129,2	2 129,2
BMW	534	426	534	426	25,4	25,4
BELGEE	527	0	527	0		
FAW	422	98	422	98	330,6	330,6
KAIYI	416	1	416	1	41 500,0	41 500,0
JAC	360	296	360	296	21,6	21,6
VOLKSWAGEN	343	574	343	574	-40,2	-40,2
MERCEDES	336	390	336	390	-13,8	-13,8
BAIC	331	0	331	0		
JETTA	320	0	320	0		
LEXUS	292	225	292	225	29,8	29,8
HONGQI	282	12	282	12	2 250,0	2 250,0
MAZDA	275	354	275	354	-22,3	-22,3
MITSUBISHI	268	554	268	554	-51,6	-51,6
LIVAN	221	0	221	0		
SKODA	197	367	197	367	-46,3	-46,3
AUDI	170	179	170	179	-5,0	-5,0
LAND ROVER	121	116	121	116	4,3	4,3
CHEVROLET	120	291	120	291	-58,8	-58,8
PORSCHE	116	126	116	126	-7,9	-7,9
EVOLUTE	111	62	111	62	79,0	79,0
HONDA	107	43	107	43	148,8	148,8
SUBARU	96	97	96	97	-1,0	-1,0
NISSAN	53	237	53	237	-77,6	-77,6



# PASSENGER CARS

Brand	January 2024	January 2023	1 month 2024	1 month 2023	Change January 2024 vs 2023, %	Change 1 month 2024 vs 2023, %
TESLA	46	68	46	68	-32,4	-32,4
BYD	45	24	45	24	87,5	87,5
SUZUKI	43	69	43	69	-37,7	-37,7
RENAULT	42	724	42	724	-94,2	-94,2
AVATR	37	0	37	0		
JEEP	36	58	36	58	-37,9	-37,9
SWM	35	0	35	0		
CADILLAC	27	52	27	52	-48,1	-48,1
GENESIS	20	115	20	115	-82,6	-82,6
VOLVO	20	27	20	27	-25,9	-25,9
AEOLUS	19	0	19	0		
GMC	17	11	17	11	54,5	54,5
LYNK AND CO	17	0	17	0		
CITROEN	16	7	16	7	128,6	128,6
FORD	15	15	15	15	0,0	0,0
HUAWEI	15	0	15	0		
WEY	15	0	15	0		
LOTUS	13	0	13	0		
BENTLEY	11	9	11	9	22,2	22,2
FORTHING	11	0	11	0		
DODGE	9	10	9	10	-10,0	-10,0
HIPHI	9	1	9	1	800,0	800,0
INFINITI	9	25	9	25	-64,0	-64,0
ORA	9	0	9	0		
PEUGEOT	9	7	9	7	28,6	28,6
MG	8	0	8	0		
ROLLS ROYCE	8	8	8	8	0,0	0,0
LAMBORGHINI	7	7	7	7	0,0	0,0
MINI	7	14	7	14	-50,0	-50,0
SOUEAST	7	0	7	0		
DFSK	6	12	6	12	-50,0	-50,0
DONGFENG	6	5	6	5	20,0	20,0
NIO	6	2	6	2	200,0	200,0
ACURA	4	5	4	5	-20,0	-20,0
DENZA	4	0	4	0		
KAMA	4	0	4	0		
LINCOLN	4	3	4	3	33,3	33,3
JAGUAR	3	8	3	8	-62,5	-62,5
SKYWELL	3	11	3	11	-72,7	-72,7
YANGWANG	3	0	3	0		
BAOJUN	2	0	2	0		
BAW	2	0	2	0		
DAIHATSU	2	2	2	2	0,0	0,0
FERRARI	2	2	2	2	0,0	0,0



# PASSENGER CARS

Brand	January 2024	January 2023	1 month 2024	1 month 2023	Change January 2024 vs 2023, %	Change 1 month 2024 vs 2023, %
IRAN KHODRO	2	0	2	0		
OSHAN	2	0	2	0		
ZHIJI	2	0	2	0		
ALFA ROMEO	1	1	1	1	0,0	0,0
ALPINA	1	1	1	1	0,0	0,0
BUICK	1	0	1	0		
FIAT	1	4	1	4	-75,0	-75,0
HAIMA	1	0	1	0		
INEOS	1	0	1	0		
LEAPMOTOR	1	0	1	0		
MAXUS	1	0	1	0		
ROEWE	1	0	1	0		
SOKON	1	0	1	0		
TRUMPCHI	1	0	1	0		
VENUCIA	1	0	1	0		
XIAOPENG	1	1	1	1	0,0	0,0
ASTON MARTIN	0	1	0	1	-100,0	-100,0
BLAVAL	0	1	0	1	-100,0	-100,0
DAEWOO	0	2	0	2	-100,0	-100,0
HOZON	0	2	0	2	-100,0	-100,0
ISUZU	0	2	0	2	-100,0	-100,0
MASERATI	0	4	0	4	-100,0	-100,0
MCLAREN	0	1	0	1	-100,0	-100,0
OPEL	0	2	0	2	-100,0	-100,0
SSANGYONG	0	5	0	5	-100,0	-100,0
WELTMEISTER	0	1	0	1	-100,0	-100,0
<b>TOTAL</b>	<b>80 329</b>	<b>47 659</b>	<b>80 329</b>	<b>47 659</b>	<b>68,5</b>	<b>68,5</b>
<b>TOTAL Russian brands</b>	<b>24 658</b>	<b>18 313</b>	<b>24 658</b>	<b>18 313</b>	<b>34,6</b>	<b>34,6</b>
<b>TOTAL foreign brands</b>	<b>55 671</b>	<b>29 346</b>	<b>55 671</b>	<b>29 346</b>	<b>89,7</b>	<b>89,7</b>

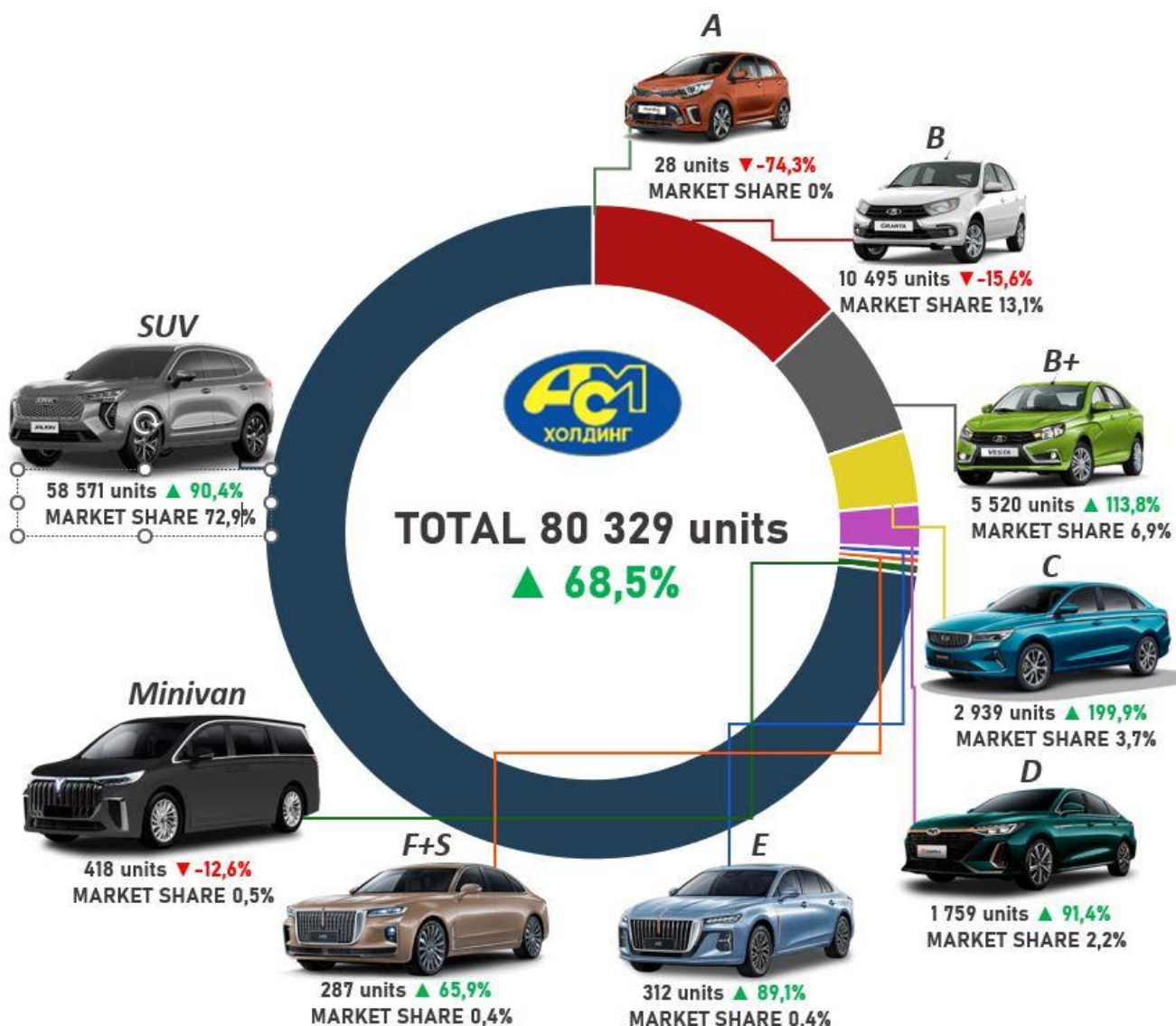


# PASSENGER CARS

## Sales of new passenger cars in Russia in January 2024 by class

Class	January 2024	January 2023	1 month 2024	1 month 2023	Market share January 2024, %	Market share 1 month 2024, %	Change January 2024 vs 2023, %	Change 1 month 2024 vs 2023, %
A	28	109	28	109	0,0	0,0	-74,3	-74,3
B	10 495	12 440	10 495	12 440	13,1	13,1	-15,6	-15,6
B+	5 520	1 630	5 520	1 630	6,9	6,9	238,7	238,7
C	2 939	980	2 939	980	3,7	3,7	199,9	199,9
D	1 759	919	1 759	919	2,2	2,2	91,4	91,4
E	312	165	312	165	0,4	0,4	89,1	89,1
F+S	287	173	287	173	0,4	0,4	65,9	65,9
Minivan	418	478	418	478	0,5	0,5	-12,6	-12,6
SUV	58 571	30 760	58 571	30 760	72,9	72,9	90,4	90,4
Not identified		5		5			-100,0	-100,0
<b>TOTAL</b>	<b>80 329</b>	<b>47 659</b>	<b>80 329</b>	<b>47 659</b>	<b>100,0</b>	<b>100,0</b>	<b>68,5</b>	<b>68,5</b>

### 1 month 2024





# PASSENGER CARS

## Top 25 model ranking of new passenger car sales in Russia in January 2024

Rank	Model	Brand	January 2024	January 2023	1 month 2024	1 month 2023	Change January 2024 vs 2023, %	Change 1 month 2024 vs 2023, %
1	GRANTA	LADA	10 420	11 928	10 420	11 928	-12,6	-12,6
2	VESTA	LADA	5 482	417	5 482	417	1 214,6	1 214,6
3	JOLION	HAVAL	4 433	1 590	4 433	1 590	178,8	178,8
4	MONJARO	GEELY	3 653	14	3 653	14	25 992,9	25 992,9
5	2121 NIVA	LADA 4x4	3 364	2 085	3 364	2 085	61,3	61,3
6	2123 NIVA	LADA	3 299	2 961	3 299	2 961	11,4	11,4
7	COOLRAY	GEELY	2 733	1 813	2 733	1 813	50,7	50,7
8	TIGGO 4 PRO	CHERY	2 611	514	2 611	514	408,0	408,0
9	C5	OMODA	2 373	1 187	2 373	1 187	99,9	99,9
10	TIGGO 7 PRO	CHERY	2 159	0	2 159	0		
11	M6	HAVAL	2 116	0	2 116	0		
12	TIGGO 7 PRO	CHERY	1 838	2 722	1 838	2 722	-32,5	-32,5
13	CS55	CHANGAN	1 818	41	1 818	41	4 334,1	4 334,1
14	DARGO	HAVAL	1 323	425	1 323	425	211,3	211,3
15	F7	HAVAL	1 175	1 055	1 175	1 055	11,4	11,4
16	300	TANK	1 107	7	1 107	7	15 714,3	15 714,3
17	TUGELLA	GEELY	1 002	485	1 002	485	106,6	106,6
18	TIGGO 8 PRO	CHERY	991	979	991	979	1,2	1,2
19	J7	JAECOO	911	0	911	0		
20	LIL9	LI XIANG	902	4	902	4	22 450,0	22 450,0
21	MOSKVICH 3	MOSKVICH	896	26	896	26	3 346,2	3 346,2
22	UNI-K	CHANGAN	870	89	870	89	877,5	877,5
23	LIL7	LI XIANG	851	0	851	0		
24	CS35	CHANGAN	846	75	846	75	1 028,0	1 028,0
25	RX	EXEED	838	0	838	0		

### 1 month 2024

LADA VESTA  
5 482 units **1214,6%**



LADA GRANTA  
10 420 units **-12,6%**



HAVAL JOLION  
4 433 units **178,8%**





# PASSENGER CARS

## Sales of new electric cars (BEV) in Russia in January 2024 by brand


Brand / electric cars	January 2024	January 2023	1 month 2024	1 month 2023	Change January 2024 vs 2023, %	Change 1 month 2024 vs 2023, %
ZEEKR	713	12	713	12	5841,7	5841,7
MOSKVICH	274	3	274	3	9033,3	9033,3
EVOLUTE	111	62	111	62	79,0	79,0
VOLKSWAGEN	92	89	92	89	3,4	3,4
TESLA	46	68	46	68	-32,4	-32,4
VOYAH	43	25	43	25	72,0	72,0
BYD	39	20	39	20	95,0	95,0
AVATR	37	0	37	0		
HONDA	25	5	25	5	400,0	400,0
BMW	23	18	23	18	27,8	27,8
MERCEDES	16	3	16	3	433,3	433,3
LI XIANG	15	0	15	0		
HONGQI	13	12	13	12	8,3	8,3
LOTUS	13	0	13	0		
TOYOTA	12	1	12	1	1100,0	1100,0
ORA	9	0	9	0		
HIPHI	9	1	9	1	800,0	800,0
PORSCHE	7	11	7	11	-36,4	-36,4
NIO	6	2	6	2	200,0	200,0
AUDI	5	17	5	17	-70,6	-70,6
CHANGAN	4	0	4	0		
FAW	4	0	4	0		
NISSAN	4	2	4	2	100,0	100,0
KAMA	4	0	4	0		
LADA	2	0	2	0		
CHERY	2	0	2	0		
CADILLAC	2	0	2	0		
HUAWEI	2	0	2	0		
ROLLS ROYCE	2	0	2	0		
DENZA	2	0	2	0		
BAOJUN	2	0	2	0		
ZHIJI	2	0	2	0		
KIA	1	1	1	1	0,0	0,0
JETOUR	1	0	1	0		
HYUNDAI	1	2	1	2	-50,0	-50,0
LEXUS	1	0	1	0		
VOLVO	1	0	1	0		
FORTHING	1	0	1	0		
SKYWELL	1	11	1	11	-90,9	-90,9
YANGWANG	1	0	1	0		
BAW	1	0	1	0		
FIAT	1	1	1	1	0,0	0,0
XIAOPENG	1	1	1	1	0,0	0,0



# PASSENGER CARS

Brand / electric cars	January 2024	January 2023	1 month 2024	1 month 2023	Change January 2024 vs 2023, %	Change 1 month 2024 vs 2023, %
MITSUBISHI	0	1	0	1	-100,0	-100,0
RENAULT	0	1	0	1	-100,0	-100,0
FORD	0	1	0	1	-100,0	-100,0
MINI	0	2	0	2	-100,0	-100,0
WELTMEISTER	0	1	0	1	-100,0	-100,0
HOZON	0	2	0	2	-100,0	-100,0
BLAVAL	0	1	0	1	-100,0	-100,0
<b>TOTAL</b>	<b>1 551</b>	<b>376</b>	<b>1 551</b>	<b>376</b>	<b>312,5</b>	<b>312,5</b>
<b>TOTAL Russian brands</b>	<b>391</b>	<b>65</b>	<b>391</b>	<b>65</b>	<b>501,5</b>	<b>501,5</b>
<b>TOTAL foreign brands</b>	<b>1 160</b>	<b>311</b>	<b>1 160</b>	<b>311</b>	<b>273,0</b>	<b>273,0</b>

## 1 month 2024

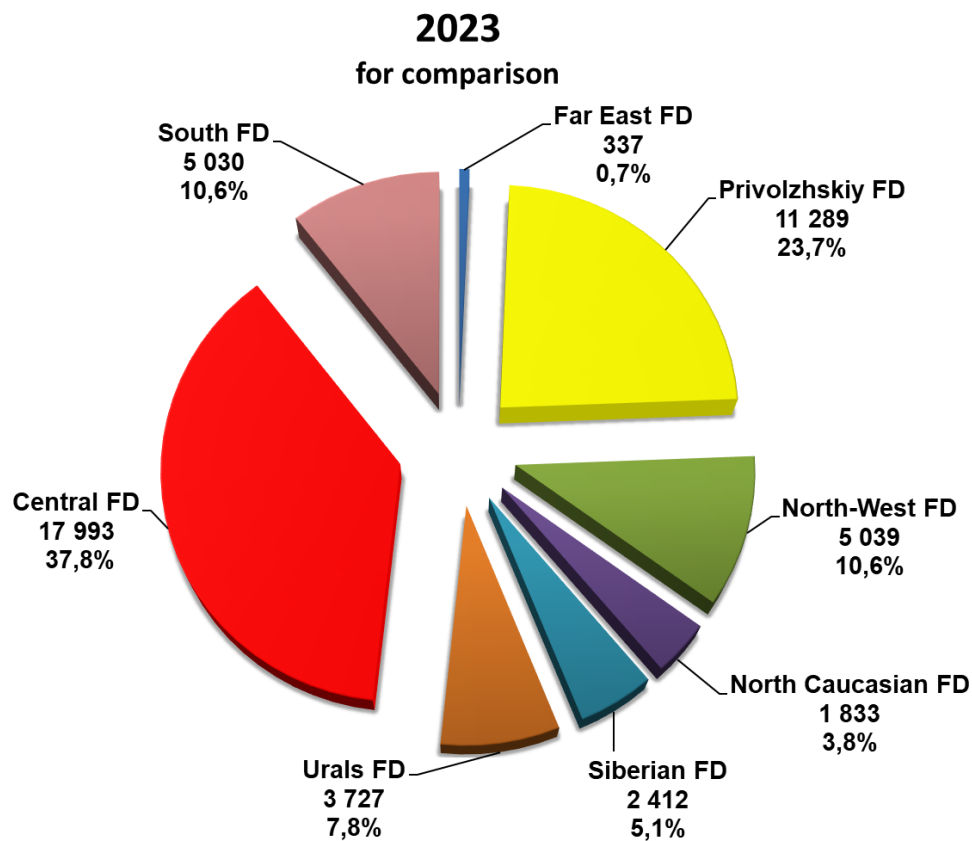
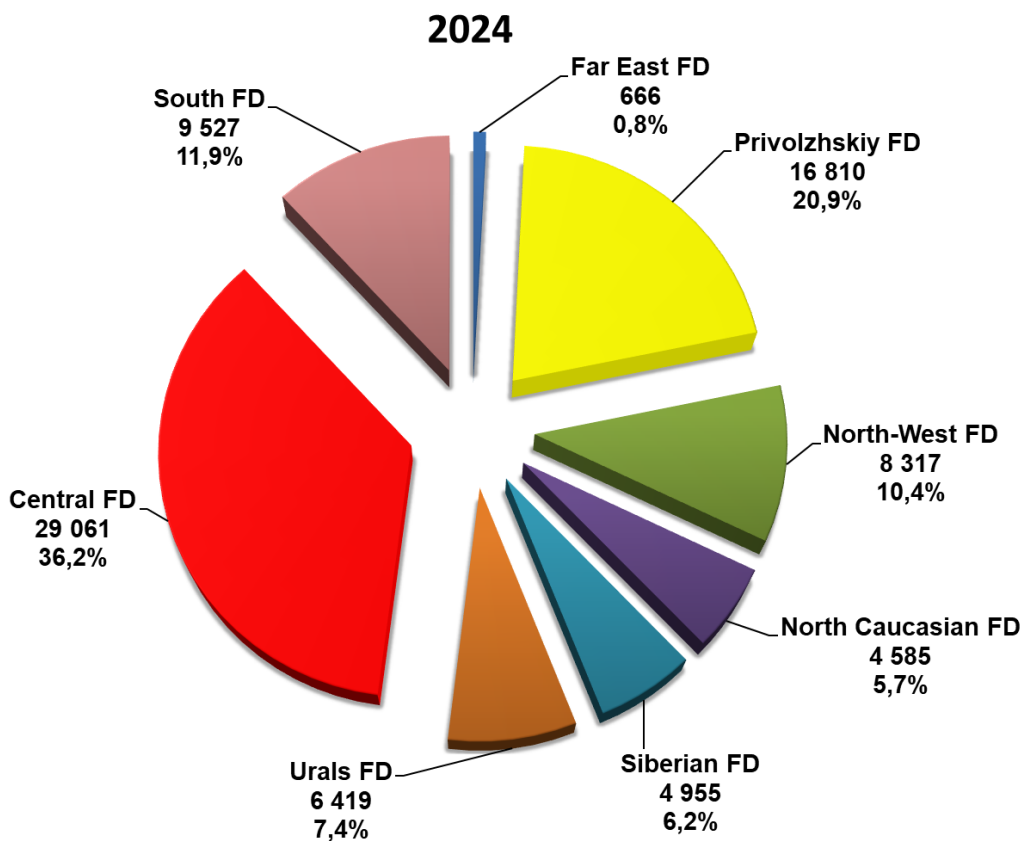






# PASSENGER CARS

## Structure of new car sales in Russia in January 2024 by Federal District





# LIGHT COMMERCIAL VEHICLES

Sales of new light commercial vehicles in Russia Including light trucks (N1 category) and minibuses (M2 category) in January 2024 by brand (without pickups)

Brand	January 2024	January 2023	1 month 2024	1 month 2023	Change January 2024 vs 2023, %	Change 1 month 2024 vs 2023, %
GAZ	3 182	2 368	3 182	2 368	34,4	34,4
UAZ	1 241	875	1 241	875	41,8	41,8
SOLLERS	456	65	456	65	601,5	601,5
LADA	222	277	222	277	-19,9	-19,9
DONGFENG	105	7	105	7	1 400,0	1 400,0
KAMAZ	66	0	66	0		
MERCEDES	65	88	65	88	-26,1	-26,1
FOTON	43	0	43	0		
VOLKSWAGEN	42	50	42	50	-16,0	-16,0
FORD	38	190	38	190	-80,0	-80,0
CHANGAN	18	0	18	0		
FIAT	17	9	17	9	88,9	88,9
SUZUKI	14	17	14	17	-17,6	-17,6
CITROEN	11	39	11	39	-71,8	-71,8
HONGQI	11	0	11	0		
KIA	11	16	11	16	-31,2	-31,2
IVECO	10	13	10	13	-23,1	-23,1
TOYOTA	7	11	7	11	-36,4	-36,4
PEUGEOT	6	39	6	39	-84,6	-84,6
HYUNDAI	5	14	5	14	-64,3	-64,3
RENAULT	5	8	5	8	-37,5	-37,5
BAW	4	3	4	3	33,3	33,3
SAIC-GM-WULING	2	0	2	0		
CHUSHENG	1	0	1	0		
FORTHING	1	0	1	0		
JINBEI	1	0	1	0		
MITSUBISHI	1	1	1	1	0,0	0,0
OPEL	1	11	1	11	-90,9	-90,9
JAC	0	1	0	1	-100,0	-100,0
NISSAN	0	1	0	1	-100,0	-100,0
<b>TOTAL</b>	<b>5 586</b>	<b>4 103</b>	<b>5 586</b>	<b>4 103</b>	<b>36,1</b>	<b>36,1</b>
<b>TOTAL Russian brands</b>	<b>5 167</b>	<b>3 585</b>	<b>5 167</b>	<b>3 585</b>	<b>44,1</b>	<b>44,1</b>
<b>TOTAL foreign brands</b>	<b>419</b>	<b>518</b>	<b>419</b>	<b>518</b>	<b>-19,1</b>	<b>-19,1</b>



# LIGHT COMMERCIAL VEHICLES

## Sales of new electric light commercial vehicles (BEV) in Russia in January 2024 by brand and model (without pickups)

Brand / electric LCV	January 2024	January 2023	1 month 2024	1 month 2023	Change January 2024 vs 2023, %	Change 1 month 2024 vs 2023, %
MERCEDES	0	3	0	3		
<b>TOTAL</b>	<b>0</b>	<b>3</b>	<b>0</b>	<b>3</b>		
<b>TOTAL Russian brands</b>						
<b>TOTAL foreign brands</b>	<b>0</b>	<b>3</b>	<b>0</b>	<b>3</b>		



# LIGHT COMMERCIAL VEHICLES

Top 25 model ranking of new LCV sales including light trucks (N1 category) and minibuses (M2 category) in Russia, in January 2024 (without pickups)

Rank	Model	Brand	January 2024	January 2023	1 month 2024	1 month 2023	Change January 2024 vs 2023, %	Change 1 month 2024 vs 2023, %
1	GAZelle NEXT	GAZ	1 794	1 446	1 794	1 446	24,1	24,1
2	3909	UAZ	503	454	503	454	10,8	10,8
3	3302 GAZelle	GAZ	466	266	466	266	75,2	75,2
4	2752 SOBOL	GAZ	383	220	383	220	74,1	74,1
5	ATLANT	SOLLERS	368	61	368	61	503,3	503,3
6	PROFI	UAZ	317	155	317	155	104,5	104,5
7	2349 WIS	LADA	207	162	207	162	27,8	27,8
8	2206	UAZ	149	68	149	68	119,1	119,1
9	2310 SOBOL	GAZ	136	79	136	79	72,2	72,2
10	3221 GAZelle	GAZ	129	112	129	112	15,2	15,2
11	SOBOL NN	GAZ	125	62	125	62	101,6	101,6
12	3962	UAZ	107	60	107	60	78,3	78,3
13	ARGO	SOLLERS	88	4	88	4	2 100,0	2 100,0
14	CAPTAIN T	DONGFENG	81	7	81	7	1 057,1	1 057,1
15	2217 SOBOL	GAZ	78	78	78	78	0,0	0,0
16	3741	UAZ	70	72	70	72	-2,8	-2,8
17	KOMPAS 5 4X2	KAMAZ	66	0	66	0		
18	V-CLASS	MERCEDES	50	63	50	63	-20,6	-20,6
19	TOANO	FOTON	43	0	43	0		
20	128811	UAZ	41	46	41	46	-10,9	-10,9
21	2705 GAZelle	GAZ	40	59	40	59	-32,2	-32,2
22	TRANSIT	FORD	38	189	38	189	-79,9	-79,9
23	GAZelle NN	GAZ	31	46	31	46	-32,6	-32,6
24	3303	UAZ	25	20	25	20	25,0	25,0
25	K33-561	DONGFENG	24	0	24	0		

## 1 month 2024

### GAZelle NEXT

1 794 units **24,1%**

### UAZ 3909

503 units **10,8%**

### GAZelle 3302

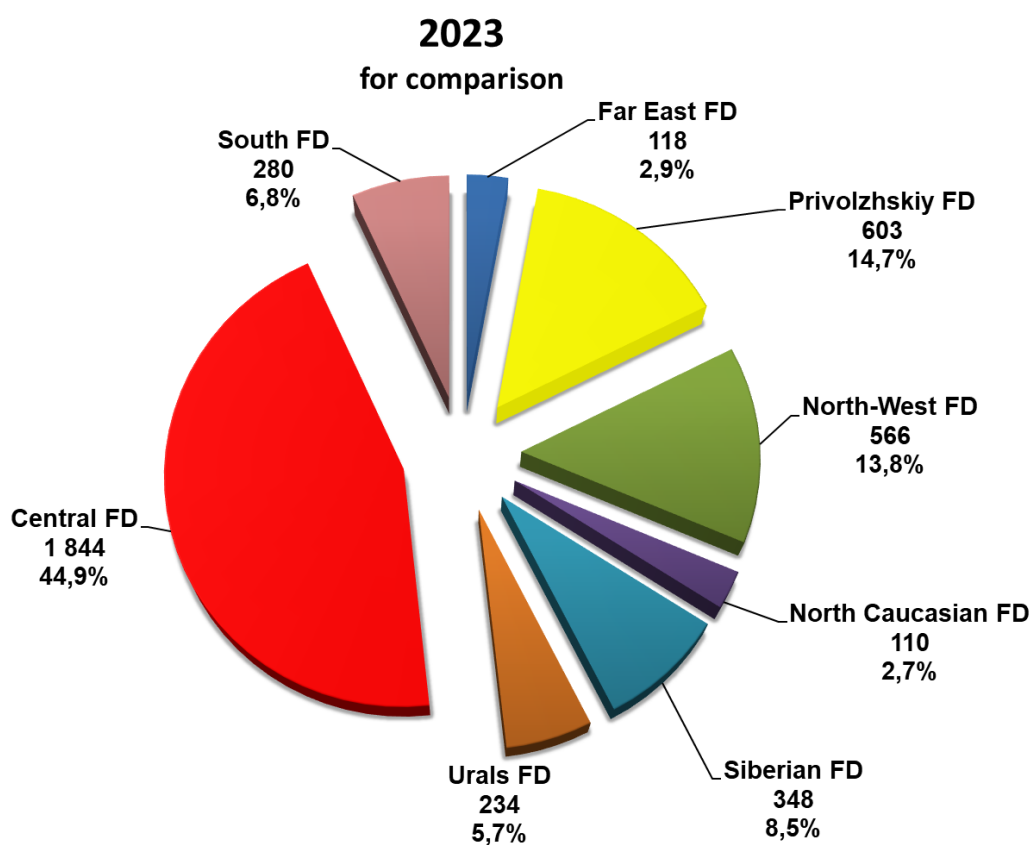
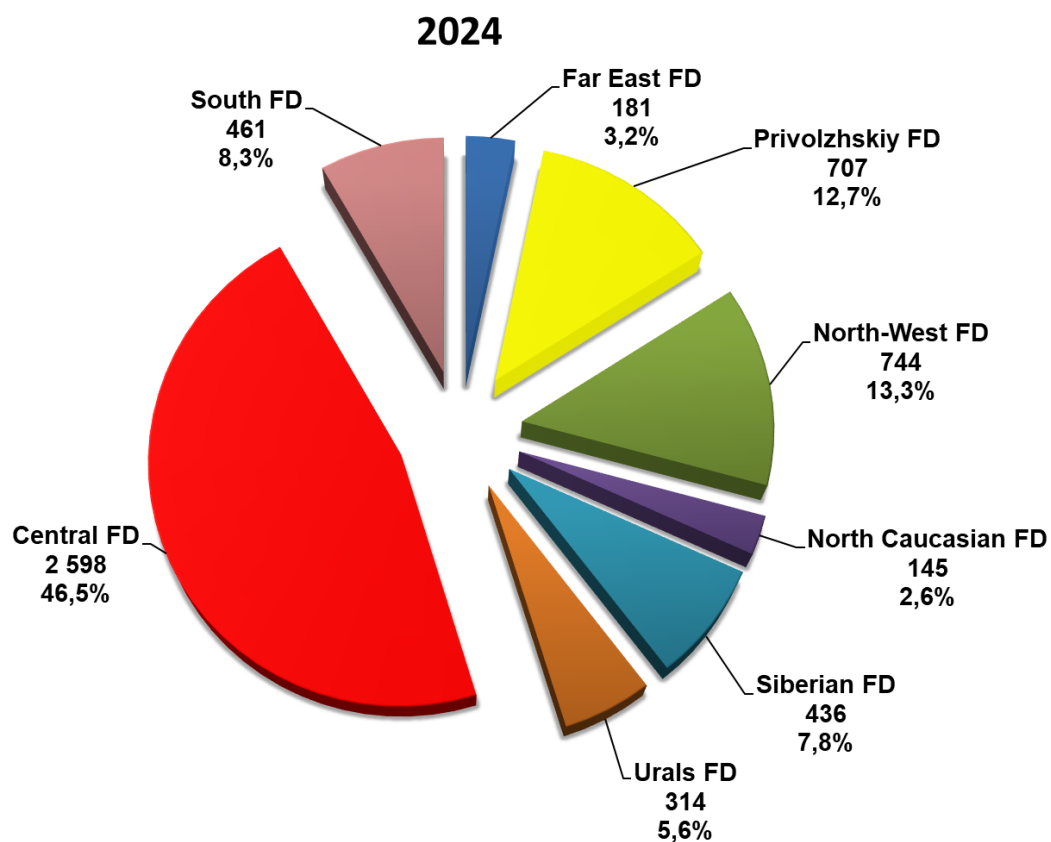
466 units **75,2%**





# LIGHT COMMERCIAL VEHICLES

Structure of new LCV sales including light trucks (N1 category) and minibuses (M2 category) in Russia in January 2024 by Federal District





# PICKUPS

## Sales of new pickups in Russia in January 2024 by brand

Brand	January 2024	January 2023	1 month 2024	1 month 2023	Change January 2024 vs 2023, %	Change 1 month 2024 vs 2023, %
GREAT WALL	433	267	433	267	62,2	62,2
UAZ	265	135	265	135	96,3	96,3
JAC	206	21	206	21	881,0	881,0
DODGE	107	92	107	92	16,3	16,3
CHANGAN	98	0	98	0		
TOYOTA	76	129	76	129	-41,1	-41,1
MITSUBISHI	75	121	75	121	-38,0	-38,0
SOLLERS	60	0	60	0		
DONGFENG	51	30	51	30	70,0	70,0
FOTON	22	0	22	0		
LANDWIND JIANGLING - JMC	11	0	11	0		
FORD	9	8	9	8	12,5	12,5
ISUZU	8	3	8	3	166,7	166,7
GMC	4	6	4	6	-33,3	-33,3
GEELY	3	0	3	0		
VOLKSWAGEN	3	0	3	0		
MAXUS	1	0	1	0		
NISSAN	1	0	1	0		
CHEVROLET	0	2	0	2	-100,0	-100,0
JEEP	0	3	0	3	-100,0	-100,0
<b>TOTAL</b>	<b>1 433</b>	<b>817</b>	<b>1 433</b>	<b>817</b>	<b>75,4</b>	<b>75,4</b>
<b>TOTAL Russian brands</b>	<b>325</b>	<b>135</b>	<b>325</b>	<b>135</b>	<b>140,7</b>	<b>140,7</b>
<b>TOTAL foreign brands</b>	<b>1 108</b>	<b>682</b>	<b>1 108</b>	<b>682</b>	<b>62,5</b>	<b>62,5</b>



# PICKUPS

## Top 15 model ranking of new pickup sales in Russia in January 2024

Rank	Model	Brand	January 2024	January 2023	1 month 2024	1 month 2023	Change January 2024 vs 2023, %	Change 1 month 2024 vs 2023, %
1	POER KINGKONG	GREAT WALL	417	0	417	0		
2	2363 PICKUP	UAZ	265	135	265	135	96,3	96,3
3	T8 PRO	JAC	124	0	124	0		
4	RAM	PICKUP	107	92	107	92	16,3	16,3
5	HUNTER PLUS	CHANGAN	96	0	96	0		
6	T6	JAC	82	20	82	20	310,0	310,0
7	L200	MITSUBISHI	75	121	75	121	-38,0	-38,0
8	ST6	SOLLERS	60	0	60	0		
9	HILUX	TOYOTA	57	117	57	117	-51,3	-51,3
10	RICH	DONGFENG	50	0	50	0		
11	TUNLAND	FOTON	22	0	22	0		
12	TUNDRA	TOYOTA	18	11	18	11	63,6	63,6
13	POER	GREAT WALL	12	133	12	133	-91,0	-91,0
14	VIGUS	JMC	11	0	11	0		
15	D-MAX	ISUZU	8	3	8	3	166,7	166,7

### 1 month 2024

#### GREAT WALL POER KINGKONG

417 units **NEW**

#### UAZ 2363 PICKUP

265 units **96,3%**



#### JAC T8 PRO

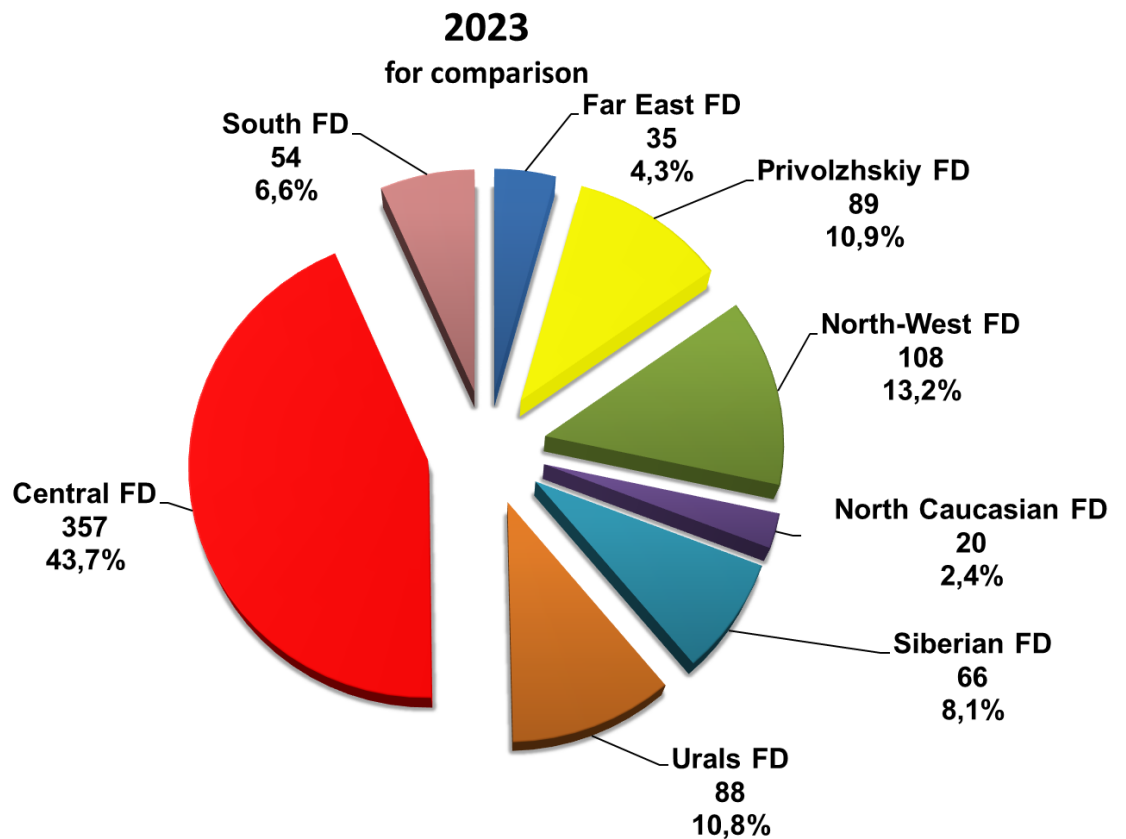
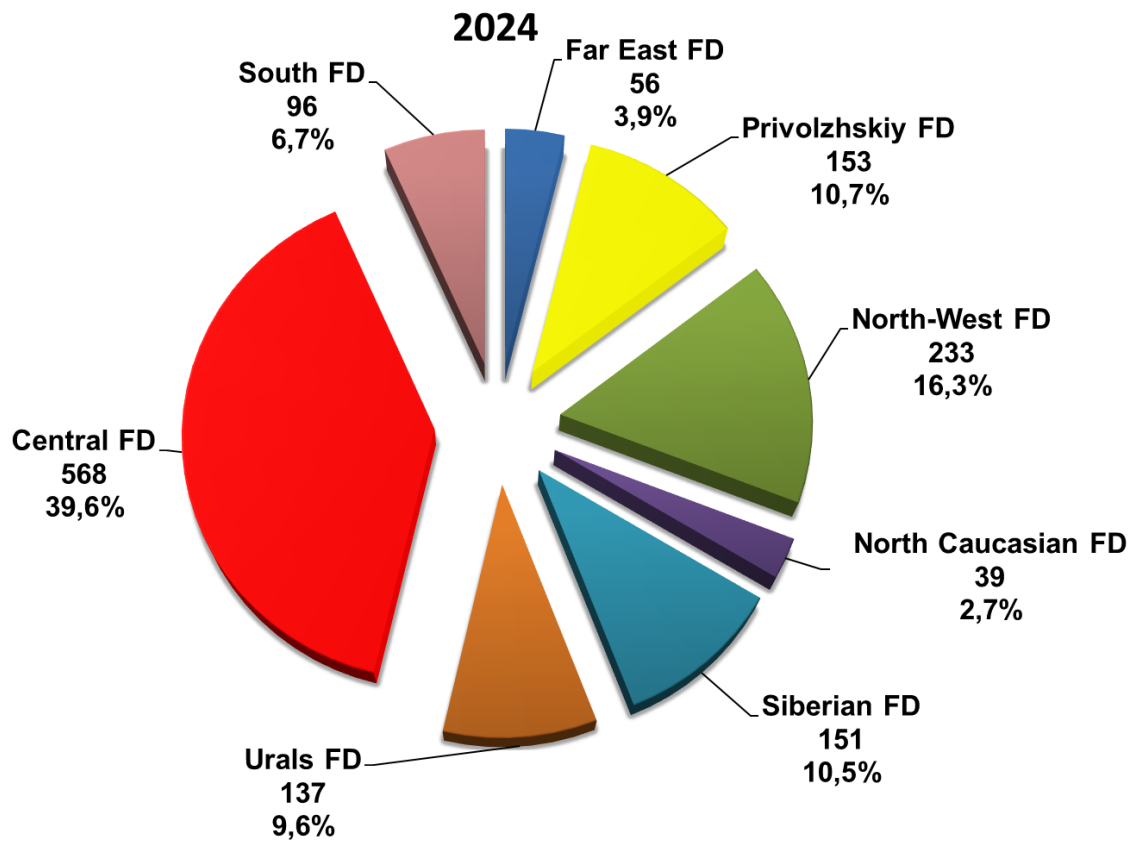
124 units **NEW**





# PICKUPS

## Structure of sales of new pickups in Russia January 2024 by Federal District





# OUR CONTACTS



## **ASM Holding, OAO**

21/5, Entrance 6, Kuznetsky Most Street, Moscow 107031

Contract Department, tel.: +7 495 626 0944

e-mail: [inf@asm-holding.ru](mailto:inf@asm-holding.ru)

Head of Market Research Centre – **VASILY SEIN**

e-mail: [vasein@asm-holding.ru](mailto:vasein@asm-holding.ru)

Telegram: [@marketASM](https://www.instagram.com/@marketASM)

Project Manager – **ALEXANDER STERLIKOV**

Mobile: +7 905 747 2431

e-mail: [sterlikov@asm-holding.ru](mailto:sterlikov@asm-holding.ru)

Website: [www.asm-holding.ru](http://www.asm-holding.ru)

Telegram: [@ASMHOLDING](https://www.instagram.com/@ASMHOLDING)

Vkontakte: [oaoasmholding](https://vk.com/oaoasmholding)



## **Association of Russian Automakers (OAR)**

8, Novovladykinsky Proezd, bldg. 5, POB 81, Moscow 127106

Tel.: +7 495 739 7095

e-mail: [info\\_oar@mail.ru](mailto:info_oar@mail.ru)

Adviser for International Cooperation – **YURI KRAVTSOV**

e-mail: [kravtsov\\_oar@mail.ru](mailto:kravtsov_oar@mail.ru)

Website: [www.oar-info.ru](http://www.oar-info.ru)