



PRESS-RELEASE

11 NOVEMBER 2024

AUTOMOBILE MARKET OF RUSSIA IN OCTOBER AND JANUARY-OCTOBER 2024 PASSENGER CARS, LIGHT COMMERCIAL VEHICLES AND PICKUPS

In October 2024, sales of new passenger cars, light commercial vehicles and pickups in Russia grew by 51.5% year-on-year to 184 119 vehicles. In January-October 2024, the total sales were 1 419 904 vehicles, up 56.8% year-on-year.*

Sales results by type of motor vehicles:

- Passenger cars – 168 204 units in October 2024, up 51.6% YOY; 1 309 998 units in January-October 2024, up 59.2%.
Among them electric vehicles (BEV) – 1 387 units in October 2024, down 20.5% YOY; 15 704 units in January-October 2024, up 47.2% YOY.
- Light commercial vehicles including light trucks (N1 category, without pickups) and minibuses (M2 category) – 12 433 units in October 2024, up 40.1% YOY; 85 941 units in January-October 2024, up 25.0% YOY.
Among them electric vehicles (BEV) – 8 units in October 2024, 0% YOY; 45 units in January-October 2024, down 11.8% YOY.
- Pickups – 3 482 units in October 2024, up 110.5% YOY; 23 965 units in January-October 2024, up 73.2% YOY.

* without sales to military, law enforcement and diplomatic agencies in RF

MIMS
automobility
MOSCOW
our partners

COMMENT:

Vasily Sein, Head of the Market Research Centre at ASM Holding, commented:

According to ASM Holding analytic company, sales of light vehicles on the Russian market in the first 10 months of 2024 amounted to 1 419 904 units, up 22.8% YOY. We expect the total car, LCV and pickup sales in 2024 to stay within 1.65 to 1.70 million units, that is due to raising the scrappage fee and credit rates.

Sales of new passenger cars in October 2024 showed the best result in the year. They grew by 51.6% in comparison with October 2023, exceeded sales of September 2024 by 20.1 thousand units, and grew by 59.2% year-to-date. Thus, annual sales of cars may exceed 1.5 million units in 2024. The top-3 best selling brands in 10 months included LADA, HAVAL, CHERY.

We noted a 110.5% increase of new pickup sales in October 2024 and a 34.4% increase in January-October with total sales of 23 965 units (vs. 17 829 units in 2023). The top-3 brands include GREAT WALL, JAC, UAZ.

Sales in the segment of light commercial vehicles grew by 40.1% in September and by 25% year-to-date. We expect growth of LCV sales in 2024 by 15% over the previous year's result to exceed 100 thousand units. The best sales performance this year were shown by domestic brands GAZ, UAZ and SOLLERS. The best selling year-to-date LCV model is GAZelle NEXT (29 087 units).

OUR CONTACTS:

ASM Holding, OAO

21/5, Kuznetsky Most St., 107031, Moscow, Russia

Tel: +7 (495) 625-51-79, +7 (495) 626-04-71

e-mail: inf@asm-holding.ru

Association of Russian Automakers (OAR)

8, Novovladykinsky Proezd, bldg 5, POB 81, 127106, Moscow, Russia

Tel: +7 (495) 739 70 95

e-mail: info_oar@mail.ru



Developed by specialists of
AVTOSTAT-INFO



PASSENGER CARS

Sales of new passenger cars in Russia in October and 10 months 2024 by brand

Brand	October 2024	October 2023	10 months 2024	10 months 2023	Change October 2024 vs 2023, %	Change 10 months 2024 vs 2023, %
LADA	45 025	34 697	364 115	261 810	29,8	39,1
HAVAL	23 885	12 877	161 153	82 544	85,5	95,2
CHERY	15 168	10 884	134 348	95 033	39,4	41,4
GEELY	17 675	10 385	131 221	69 955	70,2	87,6
CHANGAN	10 482	6 291	91 930	33 208	66,6	176,8
OMODA	4 197	4 786	44 037	34 629	-12,3	27,2
EXEED	3 428	4 422	36 955	34 259	-22,5	7,9
JETOUR	4 027	1 906	29 784	5 575	111,3	434,2
BELGEE	4 352	216	29 450	235	1 914,8	12 431,9
TANK	2 777	1 730	24 332	8 677	60,5	180,4
JAECOO	2 991	576	22 173	576	419,3	3 749,5
LI XIANG	2 393	634	19 394	1 821	277,4	965,0
MOSKVICH	2 840	1 219	17 615	8 870	133,0	98,6
TOYOTA	3 423	2 049	16 242	18 549	67,1	-12,4
KIA	2 463	2 546	15 273	30 187	-3,3	-49,4
GAC	2 228	467	14 257	1 830	377,1	679,1
HYUNDAI	1 899	1 353	13 722	24 493	40,4	-44,0
SOLARIS	2 145	0	11 990	0		
BMW	1 616	725	10 031	7 440	122,9	34,8
BAIC	590	533	8 690	2 014	10,7	331,5
UAZ	979	1 020	7 872	6 934	-4,0	13,5
VOYAH	548	440	7 742	2 982	24,5	159,6
ZEEKR	622	724	6 827	2 107	-14,1	224,0
KAIYI	1 037	1 015	6 727	6 039	2,2	11,4
JAC	789	604	6 104	8 541	30,6	-28,5
MERCEDES	867	593	5 777	5 759	46,2	0,3
HONGQI	860	453	5 582	1 523	89,8	266,5
FAW	280	818	4 574	4 364	-65,8	4,8
LEXUS	539	414	4 302	4 234	30,2	1,6
VOLKSWAGEN	423	774	4 150	7 291	-45,3	-43,1
XCITE	1 061	0	4 132	0		
MAZDA	441	479	4 063	5 194	-7,9	-21,8
JETTA	351	1 266	3 454	3 610	-72,3	-4,3
LIVAN	420	545	3 293	1 830	-22,9	79,9
MITSUBISHI	323	674	3 004	6 265	-52,1	-52,1
SKODA	400	268	2 901	3 743	49,3	-22,5
AUDI	387	322	2 660	3 013	20,2	-11,7
CHEVROLET	273	226	2 391	3 279	20,8	-27,1
HONDA	299	131	2 307	1 031	128,2	123,8
LAND ROVER	303	168	1 884	1 775	80,4	6,1
TRUMPCHI	350	1	1 816	1	34 900,0	181 500,0
PORSCHE	240	138	1 796	1 529	73,9	17,5



PASSENGER CARS

Brand	October 2024	October 2023	10 months 2024	10 months 2023	Change October 2024 vs 2023, %	Change 10 months 2024 vs 2023, %
HUAWEI AITO	459	7	1 655	39	6 457,1	4 143,6
SUBARU	145	159	1 511	1 497	-8,8	0,9
SWM	88	0	1 243	0		
EVOLUTE	89	134	1 216	1 546	-33,6	-21,3
DONGFENG	225	3	1 091	22	7 400,0	4 859,1
NISSAN	118	65	998	1 773	81,5	-43,7
AEOLUS	168	37	981	73	354,1	1 243,8
BYD	109	61	830	487	78,7	70,4
SUZUKI	72	95	664	1 348	-24,2	-50,7
AVATR	51	43	628	206	18,6	204,9
TESLA	25	106	616	1 124	-76,4	-45,2
WEY	168	1	610	1	16 700,0	60 900,0
JEEP	72	85	576	985	-15,3	-41,5
FORTHING	81	38	415	167	113,2	148,5
CADILLAC	45	41	414	558	9,8	-25,8
MG	60	9	405	182	566,7	122,5
ROX	20	0	385	0		
FORD	46	33	345	346	39,4	-0,3
ORA	74	12	342	20	516,7	1 610,0
LYNK AND CO	19	29	321	176	-34,5	82,4
VOLVO	41	38	311	385	7,9	-19,2
GENESIS	47	74	269	1 139	-36,5	-76,4
DFSK	81	15	261	320	440,0	-18,4
CITROEN	24	30	213	368	-20,0	-42,1
RENAULT	12	169	210	4 635	-92,9	-95,5
LOTUS	5	28	196	71	-82,1	176,1
SKYWELL	29	25	194	273	16,0	-28,9
PEUGEOT	32	5	189	82	540,0	130,5
YANGWANG	12	0	147	0		
BENTLEY	17	11	145	122	54,5	18,9
INFINITI	21	34	145	327	-38,2	-55,7
GMC	19	25	133	203	-24,0	-34,5
MINI	19	6	133	141	216,7	-5,7
AMBERAVTO	31	0	126	0		
LAMBORGHINI	15	13	126	99	15,4	27,3
XIAOMI	37	0	119	0		
DODGE	10	25	117	215	-60,0	-45,6
VGW	60	2	115	3	2 900,0	3 733,3
HIPHI	9	21	108	97	-57,1	11,3
ROLLS ROYCE	8	5	107	65	60,0	64,6
AURUS	8	10	104	98	-20,0	6,1
SOUEAST	12	19	91	234	-36,8	-61,1
DAIHATSU	13	2	85	23	550,0	269,6
SAIC-GM-WULING	10	0	78	0		



PASSENGER CARS

Brand	October 2024	October 2023	10 months 2024	10 months 2023	Change October 2024 vs 2023, %	Change 10 months 2024 vs 2023, %
BUICK	12	3	77	33	300,0	133,3
SSANGYONG	10	11	64	87	-9,1	-26,4
DENZA	6	3	59	20	100,0	195,0
NIO	4	6	59	28	-33,3	110,7
JAGUAR	3	11	54	82	-72,7	-34,1
LINCOLN	5	3	52	57	66,7	-8,8
HAIMA	7	0	51	1		5 000,0
OTING	0	0	47	0		
ACURA	2	3	42	56	-33,3	-25,0
ALFA ROMEO	6	6	42	35	0,0	20,0
OSHAN	4	3	41	10	33,3	310,0
FERRARI	3	1	37	36	200,0	2,8
MASERATI	6	4	32	43	50,0	-25,6
LEAPMOTOR	0	2	28	14	-100,0	100,0
BAW	6	1	27	2	500,0	1 250,0
VENUCIA	7	0	26	0		
GAZ	0	0	24	0		
DACIA	0	0	21	8		162,5
HOZON	1	1	19	10	0,0	90,0
XIAOPENG	1	0	12	9		33,3
ALPINA	4	0	11	15		-26,7
IRAN KHODRO	1	9	11	99	-88,9	-88,9
ROEWE	1	0	11	3		266,7
ASTON MARTIN	0	1	8	9	-100,0	-11,1
BAOJUN	1	0	8	1		700,0
WULING	0	0	8	5		60,0
ZHIJI	0	2	8	5	-100,0	60,0
FIAT	2	1	6	27	100,0	-77,8
SMART	0	1	6	8	-100,0	-25,0
ARCFOX	0	0	5	0		
AVRORA	5	0	5	0		
DAEWOO	0	6	5	24	-100,0	-79,2
ISUZU	0	1	5	34	-100,0	-85,3
MCLAREN	0	0	5	2		150,0
SAMSUNG	2	0	5	2		150,0
KAMA	0	0	4	0		
MAXUS	1	1	4	3	0,0	33,3
WELTMEISTER	0	0	4	18		-77,8
ZOTYE	0	0	4	0		
CHRYSLER	1	0	3	4		-25,0
CUPRA	0	0	3	6		-50,0
RIVIAN	0	0	3	4		-25,0
SOKON	0	0	3	26		-88,5
COWIN	0	0	1	0		



PASSENGER CARS

Brand	October 2024	October 2023	10 months 2024	10 months 2023	Change October 2024 vs 2023, %	Change 10 months 2024 vs 2023, %
DAYUN	0	0	1	3		-66,7
ENOVATE	0	0	1	1		0,0
FISKER	1	0	1	0		
IM MOTORS	0	0	1	0		
INEOS	0	0	1	0		
LUCID	0	0	1	0		
OPEL	0	0	1	13		-92,3
POLESTAR	0	2	1	16	-100,0	-93,8
SEAT	0	0	1	0		
SEHOL	0	0	1	3		-66,7
ALPINE	0	0	0	1		-100,0
BLAVAL	0	0	0	3		-100,0
JMEV	0	0	0	2		-100,0
LINKTOUR	0	0	0	1		-100,0
MORGAN	0	0	0	1		-100,0
RAVON	0	0	0	1		-100,0
YEMA	0	0	0	1		-100,0
TOTAL	168 204	110 966	1 309 998	823 071	51,6	59,2
TOTAL Russian brands	52 183	37 080	407 203	279 258	40,7	45,8
TOTAL foreign brands	116 021	73 886	902 795	543 813	57,0	66,0

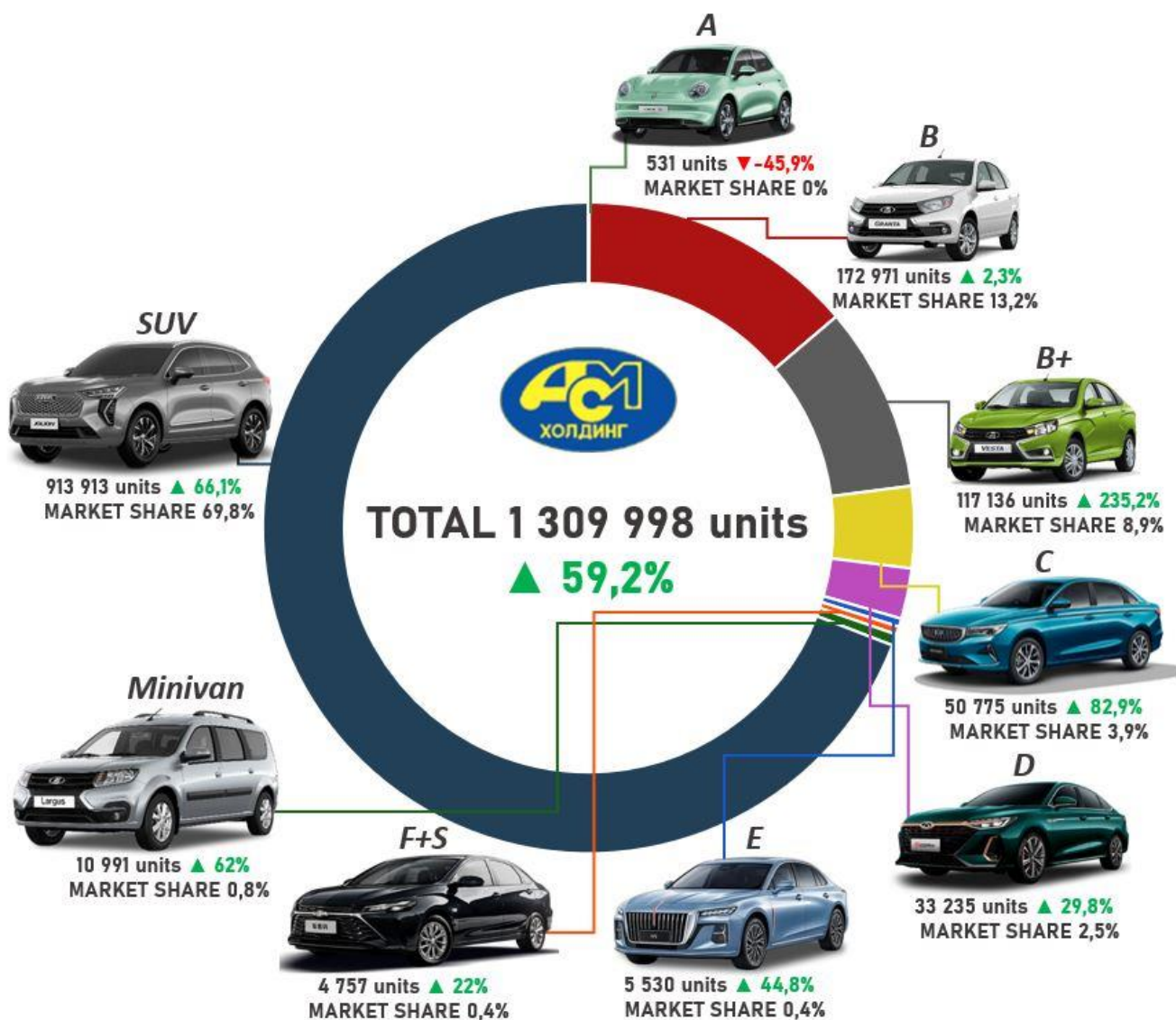


PASSENGER CARS

Sales of new passenger cars in Russia in October and 10 months 2024 by class

Class	October 2024	October 2023	10 months 2024	10 months 2023	Market share October 2024, %	Market share 10 months 2024, %	Change October 2024 vs 2023, %	Change 10 months 2024 vs 2023, %
A	74	29	531	981	0,0	0,0	155,2	-45,9
B	21 496	18 827	172 971	169 041	12,8	13,2	14,2	2,3
B+	13 446	7 227	117 136	34 947	8,0	8,9	86,1	235,2
C	5 783	4 601	50 775	27 763	3,4	3,9	25,7	82,9
D	4 542	3 822	33 235	25 612	2,7	2,5	18,8	29,8
E	756	565	5 530	3 818	0,5	0,4	33,8	44,8
F+S	551	416	4 757	3 900	0,3	0,4	32,5	22,0
Minivan	3 066	742	10 991	6 786	1,8	0,8	313,2	62,0
SUV	118 461	74 721	913 913	550 157	70,4	69,8	58,5	66,1
Not identified	29	16	159	68	0,0	0,0	81,3	133,8
TOTAL	168 204	110 966	1 309 998	823 073	100,0	100,0	51,6	59,2

10 months 2024





PASSENGER CARS

Top 25 model ranking of new passenger car sales in Russia in October and 10 months 2024

Rank	Model	Brand	October 2024	October 2023	10 months 2024	10 months 2023	Change October 2024 vs 2023, %	Change 10 months 2024 vs 2023, %
1	GRANTA	LADA	21 358	18 641	171 820	165 281	14,6	4
2	VESTA	LADA	11 369	7 012	105 649	27 745	62,1	280,8
3	JOLION	HAVAL	11 419	6 298	73 929	41 141	81,3	79,7
4	TIGGO 7 PRO	CHERY	6 621	3 686	52 794	3 686	79,6	1 332,3
5	TIGGO 4 PRO	CHERY	5 334	3 691	43 502	24 449	44,5	77,9
6	NIVA TRAVEL	LADA	5 016	4 606	42 139	37 432	8,9	12,6
7	MONJARO	GEELY	4 954	3 410	41 008	11 665	45,3	251,5
8	NIVA LEGEND	LADA	4 947	4 250	39 412	29 975	16,4	31,5
9	C5	OMODA	3 393	3 787	34 186	29 983	-10,4	14,0
10	CS55	CHANGAN	1 679	834	31 838	7 214	101,3	341,3
11	M6	HAVAL	3 665	1 811	31 786	4 549	102,4	598,7
12	X50	BELGEE	3 225	216	27 529	235	1 393,1	11 614,5
13	COOLRAY	GEELY	3 382	3 029	23 123	30 666	11,7	-24,6
14	DARGO	HAVAL	2 181	1 997	20 078	11 151	9,2	80,1
15	CS35	CHANGAN	2 136	892	18 499	7 053	139,5	162,3
16	ATLAS	GEELY	3 070	47	16 907	101	6 431,9	16 639,6
17	ATLAS PRO	GEELY	1 725	2 092	16 634	14 171	-17,5	17,4
18	F7	HAVAL	3 065	1 429	16 498	12 810	114,5	28,8
19	J7	JAECOO	1 927	576	16 050	576	234,5	2 686,5
20	300	TANK	1 673	796	15 074	4 424	110,2	240,7
21	MOSKVICH 3	MOSKVICH	2 439	1 078	14 722	8 441	126,3	74,4
22	TIGGO 8 PRO	CHERY	1 535	1 286	13 348	12 343	19,4	8,1
23	UNI-K	CHANGAN	1 345	1 071	13 113	5 670	25,6	131,3
24	DASHING	JETOUR	1 733	1 229	13 045	3 551	41,0	267,4
25	TUGELLA	GEELY	671	1 556	12 762	12 221	-56,9	4,4

10 months 2024

LADA VESTA
105 649 units **280,8%**



LADA GRANTA
171 820 units **4%**



HAVAL JOLION
73 929 units **79,7%**





PASSENGER CARS

Sales of new electric cars (BEV) in Russia in October and 10 months 2024 by brand

Brand / electric cars	October 2024	October 2023	10 months 2024	10 months 2023	Change October 2024 vs 2023, %	Change 10 months 2024 vs 2023, %
ZEEKR	622	724	6 827	2 107	-14,1	224,0
MOSKVICH	196	117	1 274	405	67,5	214,6
EVOLUTE	31	134	1 077	1 545	-76,9	-30,3
VOLKSWAGEN	43	171	999	1 747	-74,9	-42,8
AVATR	51	42	628	205	21,4	206,3
TESLA	25	106	616	1 124	-76,4	-45,2
BYD	36	51	476	420	-29,4	13,3
FAW	1	0	454	72		530,6
HONDA	19	36	348	252	-47,2	38,1
ORA	74	12	342	20	516,7	1610,0
BMW	20	47	307	344	-57,4	-10,8
VOYAH	20	51	289	580	-60,8	-50,2
LOTUS	4	28	194	71	-85,7	173,2
LI XIANG	29	10	190	25	190,0	660,0
HONGQI	14	72	140	533	-80,6	-73,7
AMBERAVTO	31	0	126	0		
TOYOTA	13	16	125	57	-18,8	119,3
SKYWELL	18	15	124	211	20,0	-41,2
XIAOMI	37	0	119	0		
MERCEDES	7	13	113	123	-46,2	-8,1
HIPHI	9	21	108	97	-57,1	11,3
SAIC-GM-WULING	10	0	76	0		
PORSCHE	3	13	71	100	-76,9	-29,0
NISSAN	12	7	67	41	71,4	63,4
HUAWEI AITO	20	0	63	1		6200,0
AUDI	8	18	59	214	-55,6	-72,4
NIO	4	6	59	28	-33,3	110,7
CHANGAN	2	1	41	10	100,0	310,0
MG	5	0	35	0		
KIA	4	0	32	9		255,6
LEXUS	0	1	30	3	-100,0	900,0
HYUNDAI	4	7	28	55	-42,9	-49,1
CHERY	2	0	24	3		700,0
ROLLS ROYCE	2	0	24	0		
DENZA	0	0	20	1		1900,0
GEELY	3	1	19	11	200,0	72,7
LEAPMOTOR	0	2	15	14	-100,0	7,1
HOZON	0	1	13	10	-100,0	30,0
GAC	0	0	12	8		50,0
XIAOPENG	1	0	12	9		33,3
CADILLAC	1	1	10	6	0,0	66,7
BAOJUN	1	0	8	1		700,0



PASSENGER CARS


Brand / electric cars	October 2024	October 2023	10 months 2024	10 months 2023	Change October 2024 vs 2023, %	Change 10 months 2024 vs 2023, %
ZHIJI	0	2	8	5	-100,0	60,0
FORD	0	0	6	16		-62,5
JAGUAR	0	0	6	6		0,0
SMART	0	1	6	7	-100,0	-14,3
MITSUBISHI	0	2	5	11	-100,0	-54,5
FORTHING	0	6	5	51	-100,0	-90,2
ROX	0	0	5	0		
VOLVO	1	1	5	3	0,0	66,7
MINI	1	1	5	11	0,0	-54,5
ARCFOX	0	0	5	0		
BAW	2	0	4	0		
WELTMEISTER	0	0	4	18		-77,8
KAMA	0	0	4	0		
LADA	0	1	3	3	-100,0	0,0
HAVAL	0	0	3	1		200,0
EXEED	0	0	3	0		
CHEVROLET	0	0	3	5		-40,0
YANGWANG	0	0	3	0		
RIVIAN	0	0	3	4		-25,0
BELGEE	0	0	2	0		
LIVAN	0	0	2	0		
DONGFENG	0	0	2	8		-75,0
GENESIS	0	1	2	2	-100,0	0,0
OMODA	0	0	1	2		-50,0
JETOUR	0	0	1	0		
TANK	0	0	1	0		
BAIC	0	0	1	2		-50,0
WEY	0	0	1	0		
PEUGEOT	0	0	1	0		
DACIA	0	0	1	0		
ROEWE	0	0	1	2		-50,0
WULING	0	0	1	5		-80,0
FIAT	0	1	1	8	-100,0	-87,5
SOKON	0	0	1	4		-75,0
FISKER	1	0	1	0		
POLESTAR	0	2	1	16	-100,0	-93,8
LUCID	0	0	1	0		
ENOVATE	0	0	1	0		
IM MOTORS	0	0	1	0		
MAZDA	0	3	0	6	-100,0	-100,0
SUBARU	0	0	0	1		-100,0
CITROEN	0	0	0	1		-100,0
RENAULT	0	0	0	1		-100,0
OPEL	0	0	0	1		-100,0



PASSENGER CARS

Brand / electric cars	October 2024	October 2023	10 months 2024	10 months 2023	Change October 2024 vs 2023, %	Change 10 months 2024 vs 2023, %
DAYUN	0	0	0	3		-100,0
YEMA	0	0	0	1		-100,0
BLAVAL	0	0	0	3		-100,0
JMEV	0	0	0	2		-100,0
LINKTOUR	0	0	0	1		-100,0
TOTAL	1 387	1 745	15 704	10 672	-20,5	47,2
TOTAL Russian brands	258	252	2 484	1 953	2,4	27,2
TOTAL foreign brands	1 129	1 493	13 220	8 719	-24,4	51,6

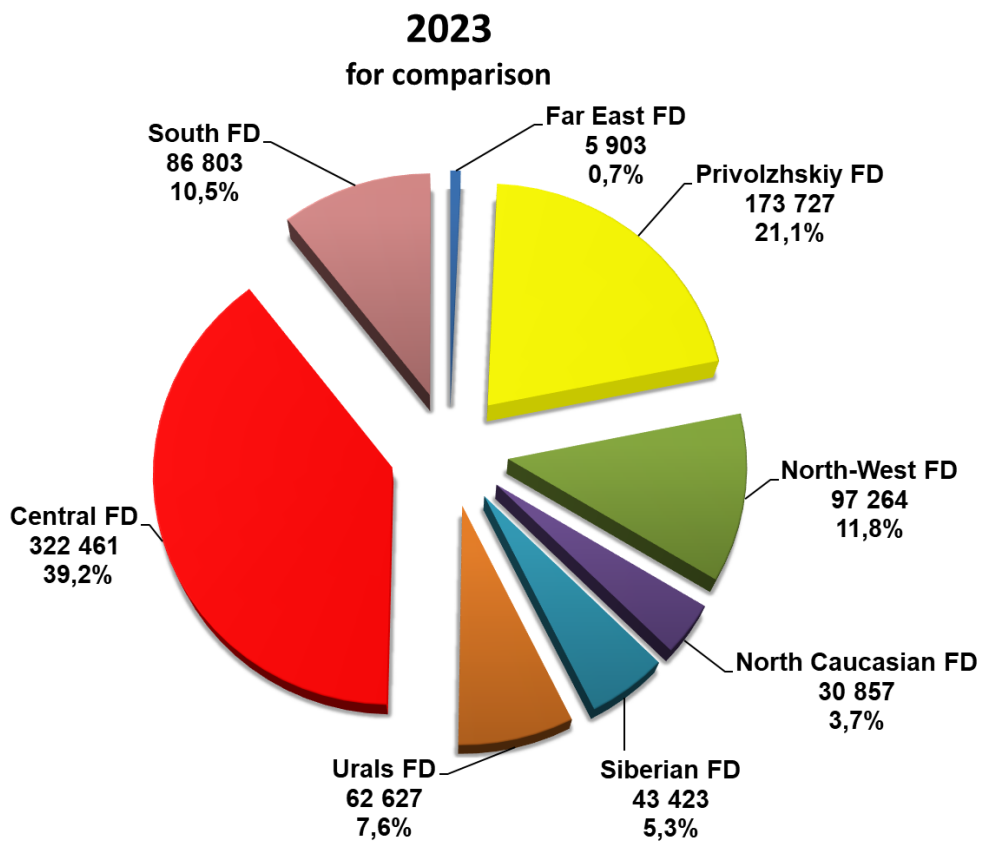
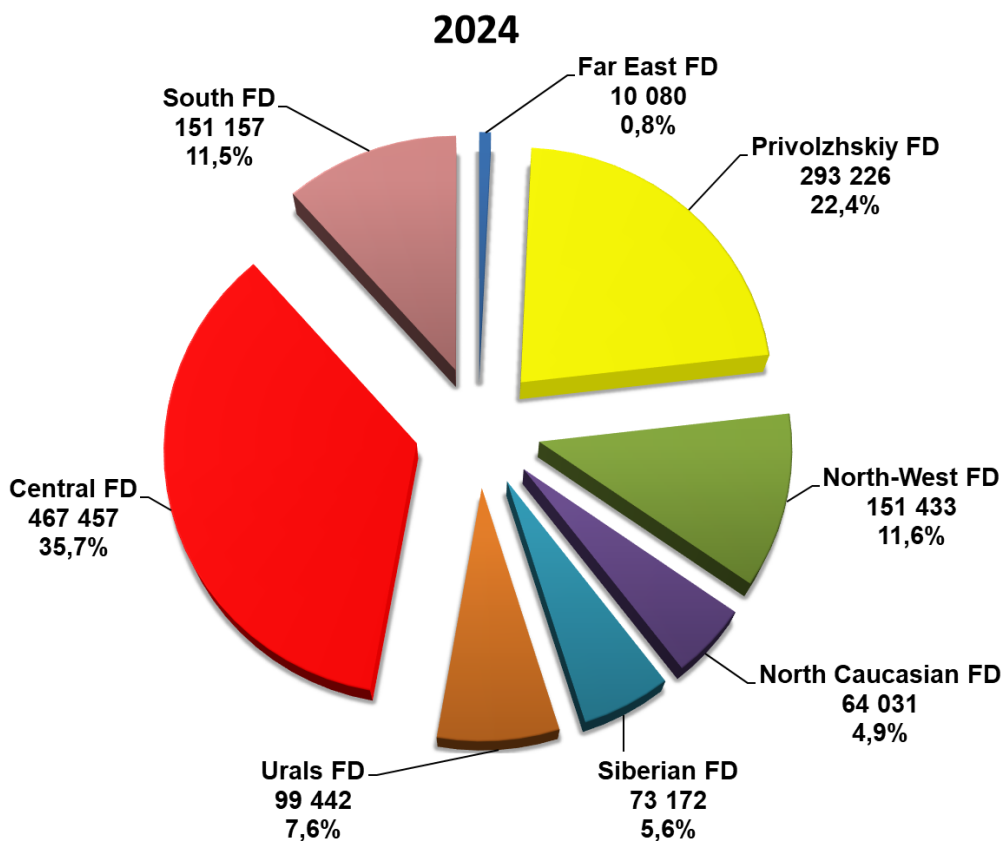
10 months 2024





PASSENGER CARS

Structure of new car sales in Russia in 10 months 2024 by Federal District





LIGHT COMMERCIAL VEHICLES

Sales of new light commercial vehicles in Russia Including light trucks (N1 category) and minibuses (M2 category) in October and 10 months 2024 by brand (without pickups)

Brand	October 2024	October 2023	10 months 2024	10 months 2023	Change October 2024 vs 2023, %	Change 10 months 2024 vs 2023, %
GAZ	7 192	5 425	48 257	42 079	32,6	14,7
UAZ	1 694	1 480	14 759	12 533	14,5	17,8
SOLLERS	1 077	994	8 449	4 525	8,4	86,7
LADA	1 384	406	6 738	3 405	240,9	97,9
DONGFENG	256	111	1 899	528	130,6	259,7
MERCEDES	169	118	1 131	1 295	43,2	-12,7
KAMAZ	183	60	1 037	100	205,0	937,0
FORD	83	48	656	1 358	72,9	-51,7
FOTON	76	0	608	0		
PEUGEOT	56	25	322	346	124,0	-6,9
VOLKSWAGEN	27	36	314	578	-25,0	-45,7
IVECO	32	19	255	199	68,4	28,1
FIAT	35	14	222	263	150,0	-15,6
CHANGAN	14	3	212	12	366,7	1 666,7
RENAULT	27	19	151	115	42,1	31,3
KIA	18	30	146	261	-40,0	-44,1
CITROEN	29	16	139	222	81,2	-37,4
SUZUKI	8	13	129	311	-38,5	-58,5
BAW	3	20	85	69	-85,0	23,2
JAC	4	18	81	161	-77,8	-49,7
TOYOTA	5	2	72	120	150,0	-40,0
HYUNDAI	11	5	64	99	120,0	-35,4
MAXUS	8	0	32	4		700,0
WULING	0	0	22	4		450,0
OPEL	1	4	20	66	-75,0	-69,7
SHANQI	17	0	17	0		
FORTHING	1	0	14	2		600,0
SDAC	0	0	14	0		
MAZ	3	0	13	6		116,7
EVM	6	2	10	8	200,0	25,0
FAW	3	0	10	0		
DFSK	1	0	9	0		
NISSAN	3	0	9	10		-10,0
SHINERAY	0	0	6	0		
MAN	3	0	5	3		66,7
SAIC-GM-WULING	3	3	5	5	0,0	0,0
DAIHATSU	0	0	4	4		0,0
FARIZON	0	0	4	0		
GMC	0	0	3	1		200,0
JINBEI	0	2	3	3	-100,0	0,0
LANDWIND JIANGLING - JMC	0	0	3	1		200,0
MINI	0	0	3	25		-88,0
AVIOR	0	0	1	0		
BRILLIANCE	0	0	1	0		
CHERY	0	1	1	1	-100,0	0,0



LIGHT COMMERCIAL VEHICLES

Brand	October 2024	October 2023	10 months 2024	10 months 2023	Change October 2024 vs 2023, %	Change 10 months 2024 vs 2023, %
CHUSHENG	0	0	1	0		
HOWO	1	0	1	0		
JENHOO	0	0	1	0		
KAMAG	0	0	1	0		
NORMAX	0	0	1	0		
RUIYASHENG	0	0	1	0		
BMC	0	1	0	1	-100,0	-100,0
DAYUN	0	0	0	1		-100,0
HONDA	0	0	0	1		-100,0
KAICENE	0	0	0	1		-100,0
LDV	0	0	0	4		-100,0
PVR	0	0	0	4		-100,0
SKYWELL	0	0	0	1		-100,0
YUCHAI	0	0	0	1		-100,0
TOTAL	12 433	8 875	85 941	68 736	40,1	25,0
TOTAL Russian brands	11 536	8 367	79 250	62 654	37,9	26,5
TOTAL foreign brands	897	508	6 691	6 082	76,6	10,0

Sales of new electric light commercial vehicles (BEV) in Russia in October and 10 months 2024 by brand (without pickups)

Brand / electric LCV	October 2024	October 2023	10 months 2024	10 months 2023	Change October 2024 vs 2023, %	Change 10 months 2024 vs 2023, %
MERCEDES	0	2	12	19	-100,0	-36,8
EVM	6	2	10	7	200,0	42,9
GAZ	0	1	6	3	-100,0	100,0
DONGFENG	1	0	4	3		33,3
MAXUS	1	0	4	0		
FARIZON	0	0	3	0		
CHANGAN	0	1	1	1	-100,0	0,0
JAC	0	0	1	0		
WULING	0	0	1	3		-66,7
DFSK	0	0	1	0		
JENHOO	0	0	1	0		
CHERY	0	1	1	1	-100,0	0,0
UAZ	0	0	0	3		-100,0
SOLLERS	0	0	0	2		-100,0
FORD	0	0	0	1		-100,0
JINBEI	0	0	0	1		-100,0
LANDWIND JIANGLING - JMC	0	0	0	1		-100,0
LDV	0	0	0	3		-100,0
BMC	0	1	0	1	-100,0	-100,0
SKYWELL	0	0	0	1		-100,0
YUCHAI	0	0	0	1		-100,0
TOTAL	8	8	45	51	0,0	-11,8
TOTAL Russian brands	6	3	16	15	100,0	6,7
TOTAL foreign brands	2	5	29	36	-60,0	-19,4

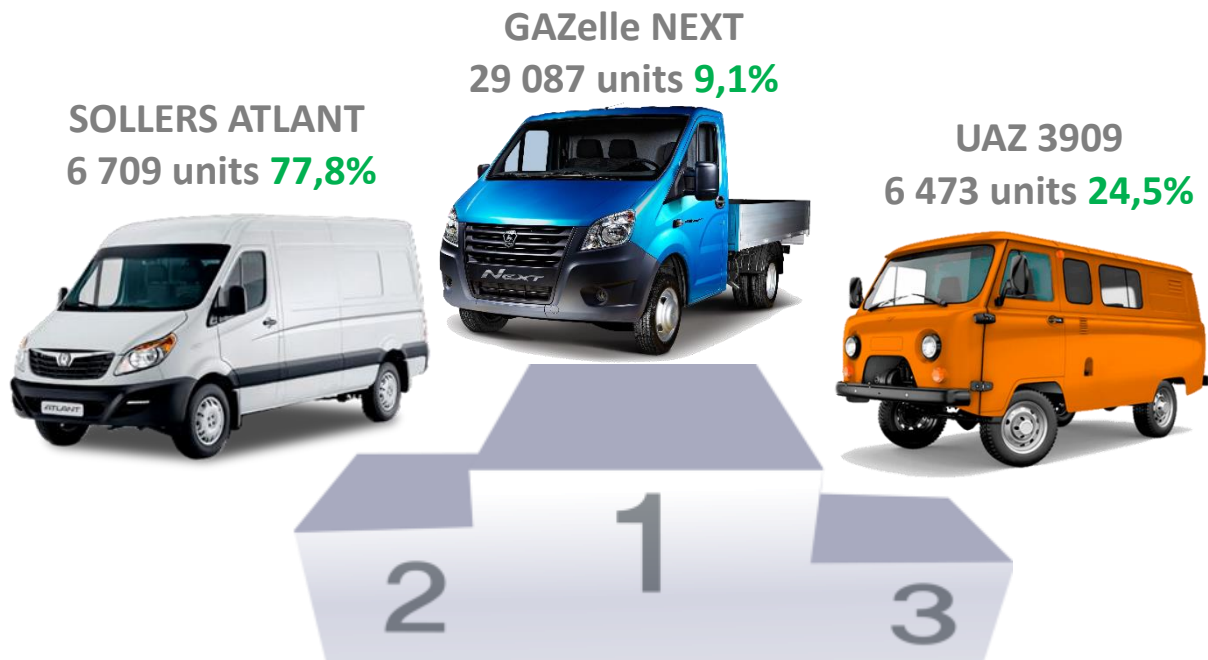


LIGHT COMMERCIAL VEHICLES

Top 25 model ranking of new LCV sales including light trucks (N1 category) and minibuses (M2 category) in Russia, in October and 10 months 2024 (without pickups)

Rank	Model	Brand	October 2024	October 2023	10 months 2024	10 months 2023	Change October 2024 vs 2023, %	Change 10 months 2024 vs 2023, %
1	GAZelle NEXT	GAZ	4 561	3 579	29 087	26 651	27,4	9,1
2	ATLANT	SOLLERS	868	809	6 709	3 773	7,3	77,8
3	3909	UAZ	781	594	6 473	5 199	31,5	24,5
4	3302 GAZelle	GAZ	808	627	6 455	5 512	28,9	17,1
5	2752 SOBOL	GAZ	661	510	4 900	4 317	29,6	13,5
6	2349 WIS	LADA	534	367	4 420	2 743	45,5	61,1
7	PROFI	UAZ	470	505	4 067	3 507	-6,9	16,0
8	LARGUS FURGON	LADA	801	4	1 894	451	19 925,0	320,0
9	3221 GAZelle	GAZ	248	90	1 839	1 131	175,6	62,6
10	2206	UAZ	178	142	1 768	1 445	25,4	22,4
11	ARGO	SOLLERS	209	185	1 740	752	13,0	131,4
12	SOBOL NN	GAZ	343	111	1 716	806	209,0	112,9
13	2310 SOBOL	GAZ	172	220	1 514	1 532	-21,8	-1,2
14	CAPTAIN T	DONGFENG	96	98	1 135	375	-2,0	202,7
15	KOMPAS 5 4X2	KAMAZ	183	60	1 037	100	205,0	937,0
16	3741	UAZ	111	92	1 033	833	20,7	24,0
17	V-CLASS	MERCEDES	151	87	905	965	73,6	-6,2
18	2217 SOBOL	GAZ	71	101	827	1 021	-29,7	-19,0
19	GAZelle NN	GAZ	112	71	780	409	57,7	90,7
20	2705 GAZelle	GAZ	119	115	759	698	3,5	8,7
21	3962	UAZ	68	76	698	839	-10,5	-16,8
22	K33-561	DONGFENG	89	10	652	29	790,0	2 148,3
23	TRANSIT	FORD	78	43	635	1 323	81,4	-52,0
24	TOANO	FOTON	74	0	606	0		
25	2346 WIS	LADA	49	35	418	211	40,0	98,1

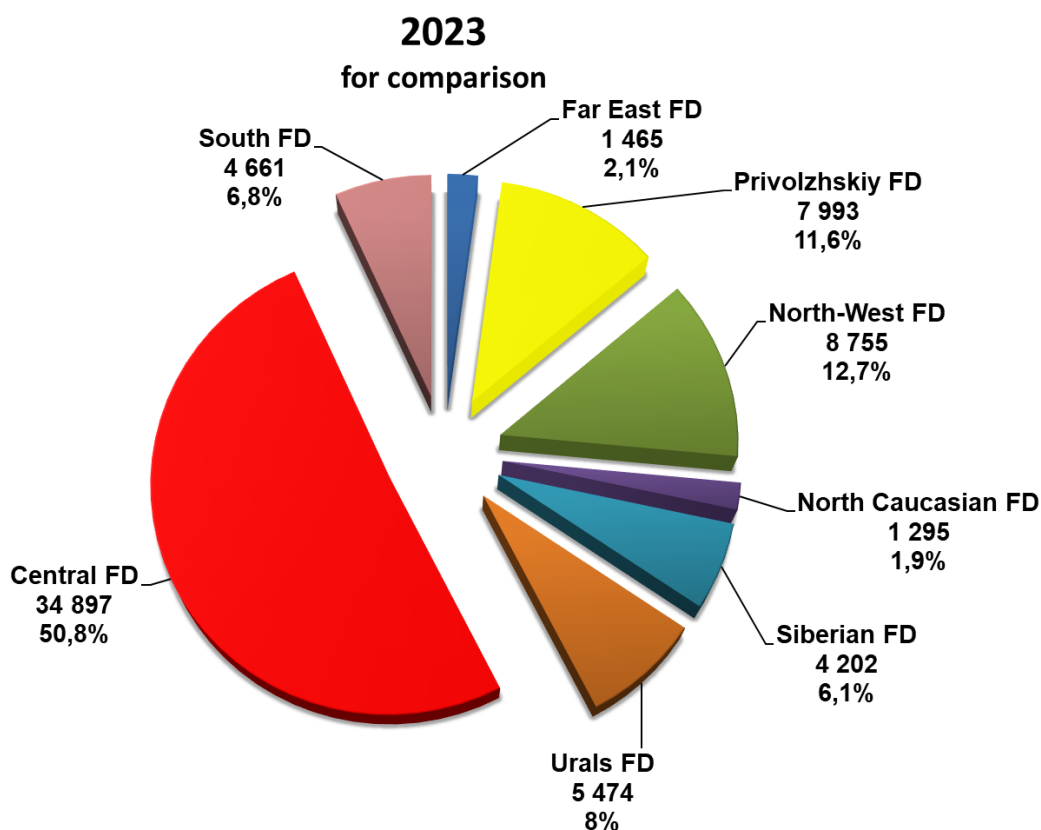
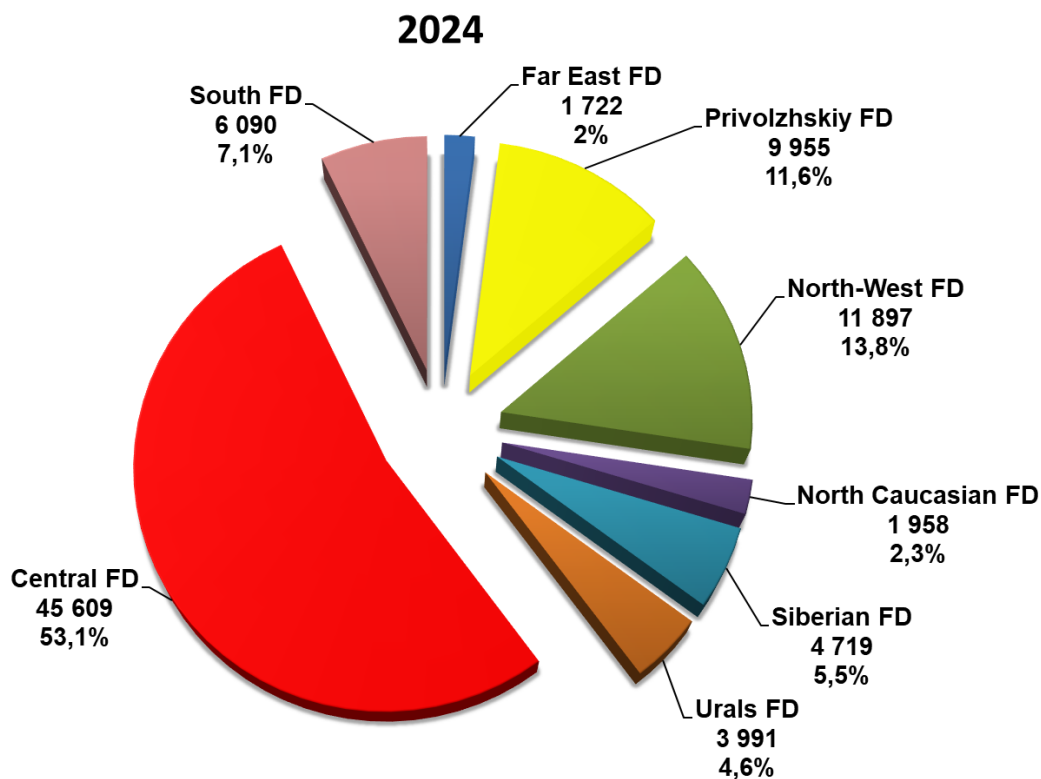
10 months 2024





LIGHT COMMERCIAL VEHICLES

Structure of new LCV sales including light trucks (N1 category) and minibuses (M2 category) in Russia in 10 months 2024 by Federal District





PICKUPS

Sales of new pickups in Russia in October and 10 months 2024 by brand

Brand	October 2024	October 2023	10 months 2024	10 months 2023	Change October 2024 vs 2023, %	Change 10 months 2024 vs 2023, %
GREAT WALL	619	411	5 887	3 783	50,6	55,6
JAC	833	314	4 652	1 815	165,3	156,3
UAZ	433	312	3 345	2 576	38,8	29,9
CHANGAN	512	110	2 531	498	365,5	408,2
SOLLERS	361	0	2 373	0		
DODGE	193	153	1 446	1 425	26,1	1,5
MITSUBISHI	112	98	986	1 380	14,3	-28,6
TOYOTA	93	91	824	1 443	2,2	-42,9
FOTON	94	30	587	40	213,3	1 367,5
DONGFENG	63	83	423	526	-24,1	-19,6
FORD	82	16	340	159	412,5	113,8
ISUZU	46	14	281	47	228,6	497,9
LANDWIND JIANGLING - JMC	16	1	91	1	1 500,0	9 000,0
GMC	10	8	56	50	25,0	12,0
GEELY	3	0	28	0		
VOLKSWAGEN	3	1	23	4	200,0	475,0
CHEVROLET	3	4	19	18	-25,0	5,6
JEEP	2	2	19	45	0,0	-57,8
NISSAN	0	0	15	1		1 400,0
HYUNDAI	0	4	10	11	-100,0	-9,1
MAXUS	1	0	9	0		
HUANGHAI	0	0	7	0		
TESLA	3	0	7	0		
KAICENE	0	0	2	9		-77,8
VGX	0	0	2	1		100,0
LADA	0	0	1	0		
RIVIAN	0	0	1	3		-66,7
RADAR	0	1	0	1	-100,0	-100,0
ZX-AUTO	0	1	0	1	-100,0	-100,0
TOTAL	3 482	1 654	23 965	13 837	110,5	73,2
TOTAL Russian brands	794	312	5 719	2 576	154,5	122,0
TOTAL foreign brands	2 688	1 342	18 246	11 261	100,3	62,0



PICKUPS

Top 15 model ranking of new pickup sales in Russia in October and 10 months 2024

Rank	Model	Brand	October 2024	October 2023	10 months 2024	10 months 2023	Change October 2024 vs 2023, %	Change 10 months 2024 vs 2023, %
1	POER KINGKONG	GREAT WALL	603	207	4 977	357	191,3	1 294,1
2	2363 PICKUP	UAZ	433	312	3 345	2 576	38,8	29,9
3	HUNTER PLUS	CHANGAN	512	110	2 514	498	365,5	404,8
4	ST6	SOLLERS	361	0	2 373	0		
5	T8 PRO	JAC	183	97	2 181	360	88,7	505,8
6	T9 HUNTER	JAC	588	0	1 900	0		
7	RAM	PICKUP	193	153	1 446	1 425	26,1	1,5
8	L200	MITSUBISHI	112	98	985	1 380	14,3	-28,6
9	POER	GREAT WALL	10	199	870	2 817	-95,0	-69,1
10	HILUX	TOYOTA	75	70	692	1 209	7,1	-42,8
11	TUNLAND	FOTON	94	30	587	40	213,3	1 367,5
12	RICH	DONGFENG	63	1	420	77	6 200,0	445,5
13	T6	JAC	13	217	401	1 449	-94,0	-72,3
14	D-MAX	ISUZU	46	14	281	47	228,6	497,9
15	RANGER	FORD	62	6	243	47	933,3	417,0

10 months 2024

GREAT WALL POER KINGKONG

4 977 units **1294,1%**

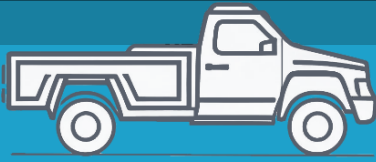
UAZ 2363 PICKUP

3 345 units **29,9%**

CHANGAN HUNTER PLUS

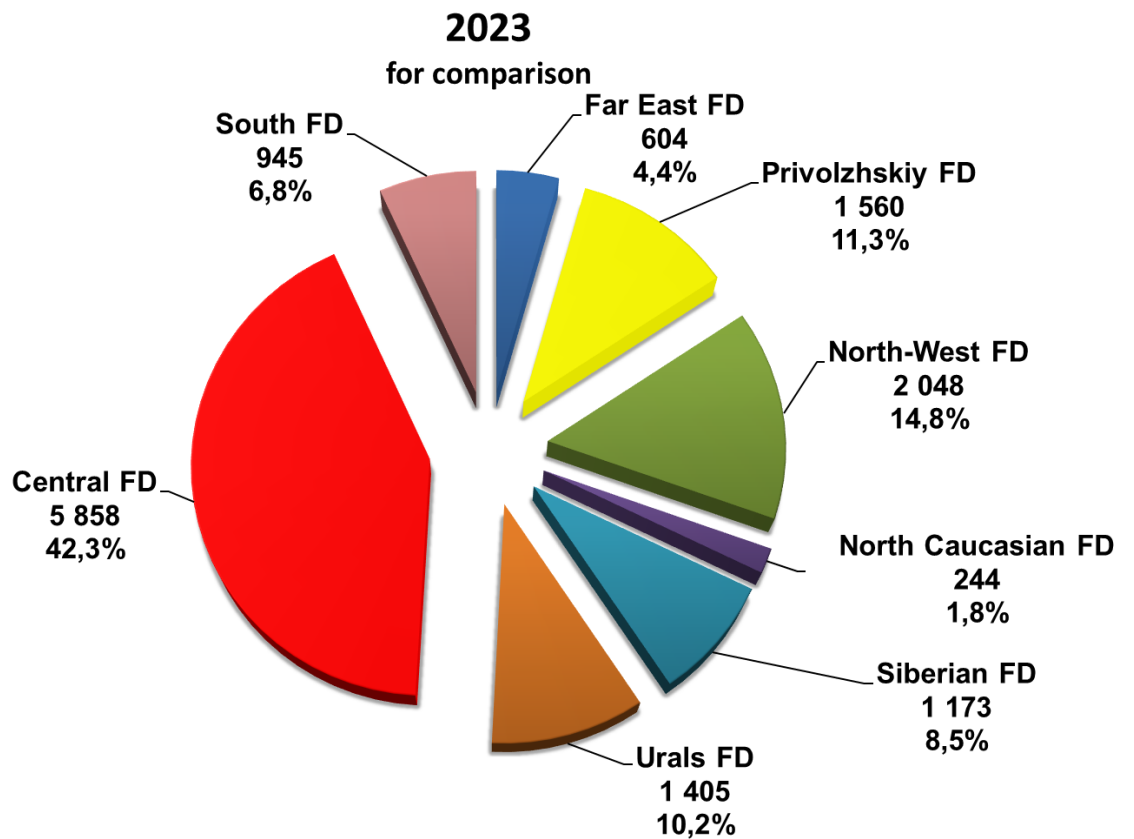
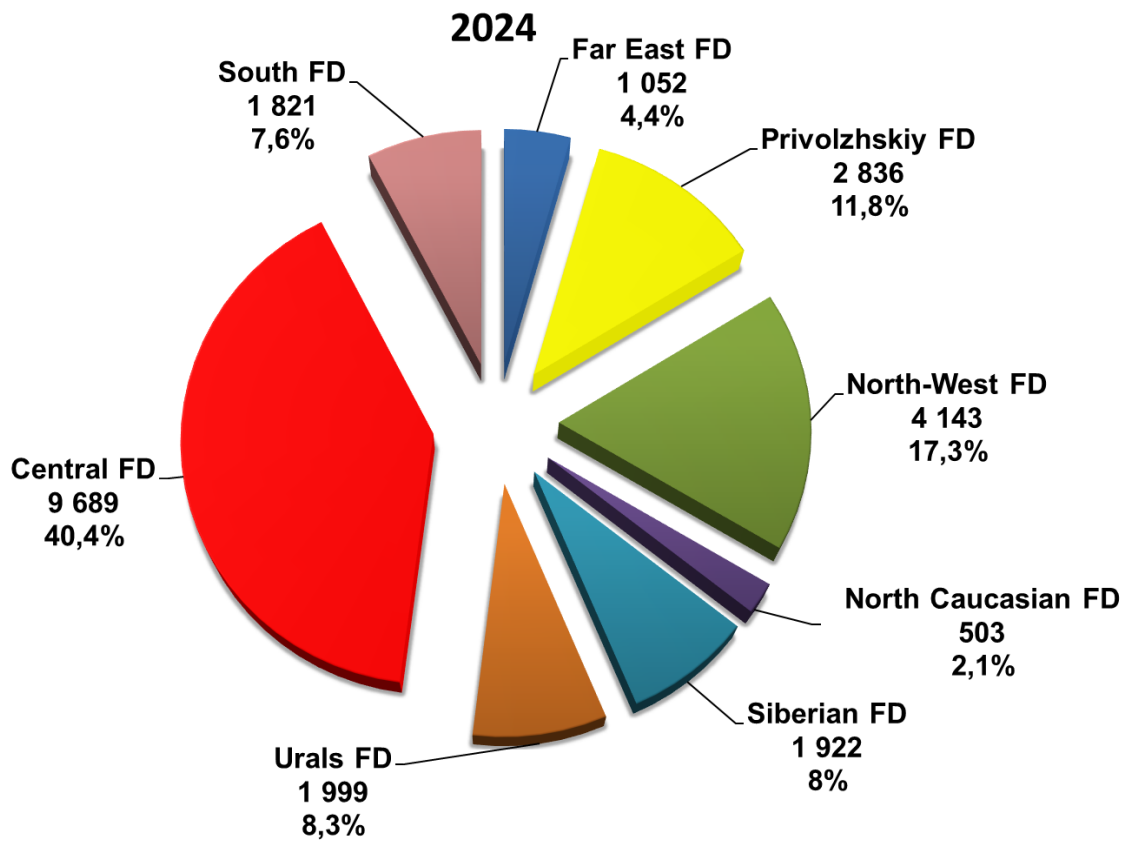
2 514 units **404,8%**





PICKUPS

Structure of sales of new pickups in Russia in 10 months 2024 by Federal District



OUR CONTACTS



ASM Holding, OAO

21/5, Entrance 6, Kuznetsky Most Street, Moscow 107031

Contract Department, tel.: +7 495 626 0944

e-mail: inf@asm-holding.ru

Head of Market Research Centre – **VASILY SEIN**

e-mail: vasein@asm-holding.ru

Telegram: [@marketASM](https://www.instagram.com/@marketASM)

Project Manager – **ALEXANDER STERLIKOV**

Mobile: +7 905 747 2431

e-mail: sterlikov@asm-holding.ru

Website: www.asm-holding.ru

Telegram: [@ASMHOLDING](https://www.instagram.com/@ASMHOLDING)

Vkontakte: [oaoasmholding](https://vk.com/oaoasmholding)



Association of Russian Automakers (OAR)

8, Novovladykinsky Proezd, bldg. 5, POB 81, Moscow 127106

Tel.: +7 495 739 7095

e-mail: info_oar@mail.ru

Adviser for International Cooperation – **YURI KRAVTSOV**

e-mail: kravtsov_oar@mail.ru

Website: www.oar-info.ru